

Gillison's Variety Fabrication, Inc.



GVF Rough Terrain Forklift JCB Engine Tier II Parts

9802/2910 -JCB444 4 Cylinder

**3033 Benzie Hwy. Benzonia, MI 49616 231-882-5921
Fax 231-882-5637 www.gillisons.com 800-392-6059**

9802/2910 - JCB444 4 CYLINDER ENGINE PARTS CATALOGUE

Page Index For Machine Group - 320/50025

Top of catalogue

V 4 CYLINDER NATURALLY ASPIRATED

V01 ENGINE ASSEMBLIES

III. V1-56-1 ENGINE, COMPLETE, 320/50025

V02 SERVICE TOOLS

III. V2-2-2 SEALANT TEMPLATES

III. V2-1-2 SERVICE TOOLS

V03 LUBRICANTS, PRIMERS, SEALANTS

III. V3-1-1 LUBRICANTS PRIMERS, & SEALANTS

V04 GASKET SETS

III. V4-3-1 GASKET SET, BOTTOM OVERHAUL

III. V4-2-1 GASKET SET, TOP OVERHAUL

III. V4-4-1 SEAL KIT, OIL PAN

III. V4-1-1 SEAL KIT, ROCKER COVER

V05 OVERHAUL KITS

III. V5-2-2 ENGINE, LONG, 320/40061

III. V5-1-2 ENGINE, SHORT, 320/40059

III. V5-3-4 KIT-ENGINE OVERHAUL, STANDARD

V06 FILTER ELEMENTS

III. V6-1-1 FUEL FILTER

III. V6-2-1 OIL FILTER

V07 OPTIONAL EQUIPMENT

III. V7-1-1 AIR INTAKE HEATER, 12VOLT

- III. V8-2-1 AUTOTENSIONER, DRIVE BELT
- III. V8-12-4 FRONT END DRIVE, ACCESSORY, WITH COOLING FAN
- III. V8-3-2 LOWER IDLER PULLEY

V09 STARTER MOTOR

- III. V9-1-3 STARTER MOTOR, 12.VOLT

V11 SWITCHES & SENDERS

- III. V11-1-1 SWITCHES & SENDERS, 12VOLT

V12 FUEL PIPEWORK

- III. V12-1-1 FUEL PIPEWORK, HIGH PRESSURE
- III. V12-2-3 FUEL PIPEWORK, LOW PRESSURE

V13 FUEL INJECTORS

- III. V13-1-1 FUEL INJECTOR

V14 FUEL LIFT PUMP

- III. V14-1-1 FUEL LIFT PUMP

V15 FUEL INJECTION PUMP

- III. V15-2-2 FUEL INJECTION PUMP, 12V-63.0KW (84.5BHP)
- III. V15-50-1 INJECTION PUMP, SERVICE PARTS, 12VOLT

V16 WATER PUMP

- III. V16-1-1 WATER PUMP

V17 WATER INLET CONNECTION

- III. V17-1-1 WATER INLET, CONNECTOR

V18 THERMOSTAT & HOUSING

- III. V18-1-1 THERMOSTAT & HOUSING

III. V19-11-1	COVER, INJECTOR SEAL
III. V19-2-1	ROCKER COVER

V20 VALVE ROCKER ASSEMBLY

U0613406on	III. V20-2-1	ROCKER SHAFT, ASSEMBLY
------------	--------------	------------------------

V21 VALVE TAPPETS & PUSH-RODS

III. V21-1-1	VALVE TAPPETS & PUSH, -RODS
--------------	-----------------------------

V25 INDUCTION MANIFOLD

III. V25-2-1	INDUCTION MANIFOLD
--------------	--------------------

V26 EXHAUST MANIFOLD

III. V26-2-1	EXHAUST MANIFOLD
--------------	------------------

V27 CYLINDER HEAD

III. V27-1-1	CYLINDER HEAD, ASSEMBLY
--------------	-------------------------

V28 LIFTING BRACKETS

III. V28-1-1	BRACKETS, ENGINE LIFTING
--------------	--------------------------

V29 OIL COOLER

toU0311006	III. V29-2-1	OIL COOLER
U0311106on	III. V29-3-1	OIL COOLER

V30 OIL LEVEL DIPSTICK & TUBE

III. V30-3-1	OIL LEVEL DIPSTICK, & TUBE, LONG
--------------	----------------------------------

V31 OIL SUMP

III. V31-1-1	OIL SUMP
--------------	----------

V32 CYLINDER & OIL RELIEF VALVE

V33 FLYWHEEL ASSEMBLY

III. V33-1-1 FLYWHEEL ASSEMBLY, W300 T/C

V34 FLYWHEEL HOUSING

III. V34-3-1 FLYWHEEL HOUSING, FH1

V35 CAMSHAFT & TIMING GEARS

III. V35-1-1 CAMSHAFT, & IDLER GEAR

V36 TIMING CASE & COVERS

III. V36-6-1 TIMING CASE & COVERS, PTO IDLER

V37 PISTON & CON-ROD ASSEMBLIES

III. V37-1-1 PISTON & CON-ROD, ASSEMBLIES

V38 CRANKSHAFT ASSEMBLY

toU0369406 III. V38-1-1 CRANKSHAFT ASSEMBLY

U0369506an III. V38-2-1 CRANKSHAFT ASSEMBLY

V39 CYLINDER BLOCK ASSEMBLY

III. V39-4-1 CYLINDER BLOCK, ASSEMBLY

V40 I.P.U ANCILLIARY EQUIPMENT

III. V40-8-2 FILTER ELEMENT, FUEL SEDIMENT, COLD CLIMATE

III. V40-8-1 FILTER, FUEL SEDIMENT

9802/2910 V1-56-1 ENGINE, COMPLETE, 320/50025

Illustration

Machines

Top of catalogue

Item	Part no.	Change No.	Description	Remarks	Usage code	Qty
	320/50025		Engine, assembly NA 63kW-12V, W300 T/C + HDPTO			1

Machine groups

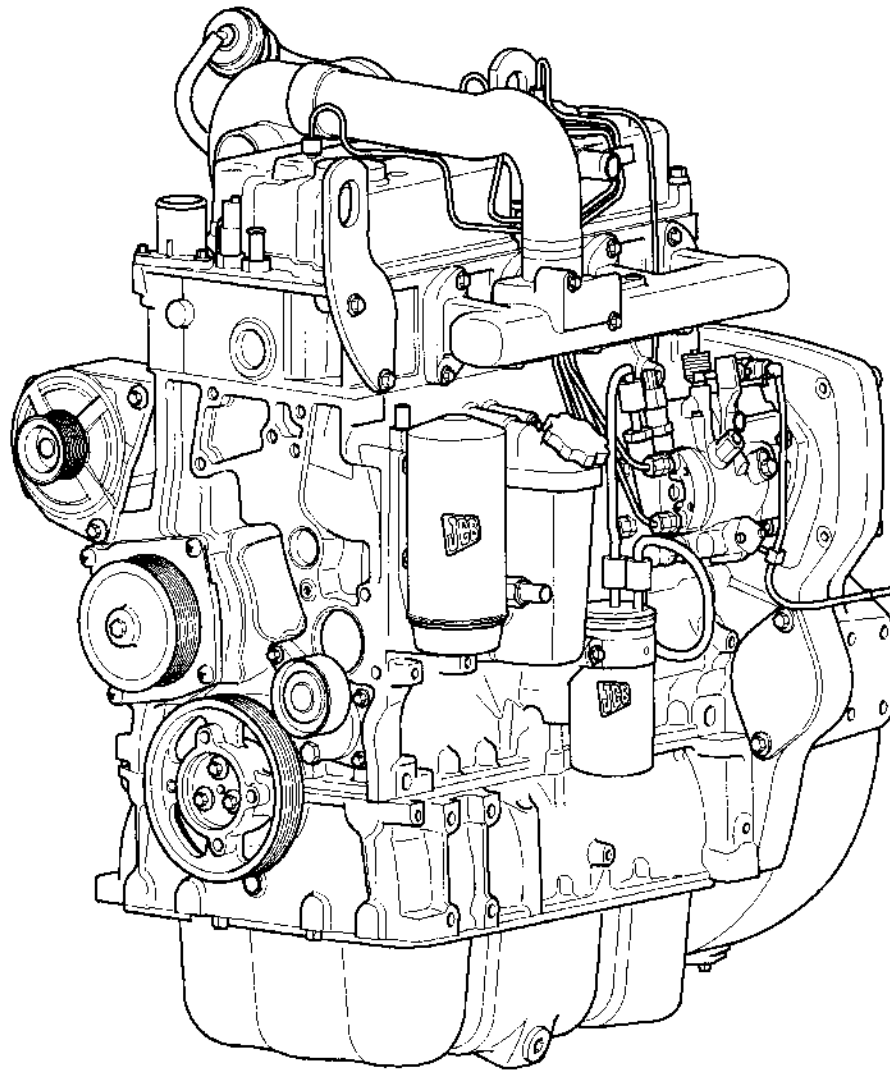
Details

Machine group

From serial no.

To serial no.

320/50025



742570

9802/2910 V2-2-2 SEALANT TEMPLATES

Top of catalogue

Illustration

Machines

Item	Part no.	Change No.	Description	Remarks	Usage code	Qty
1	892/01149		Template, oil pan sealant	HEALTH and SAFETY WARNING		1
2	892/01175		Template, sealant, bedplate to block			1
3	892/01192		Template, gearcase to block			1
4	892/01177		Template, sealant, flywheel, housing to gearcase			1

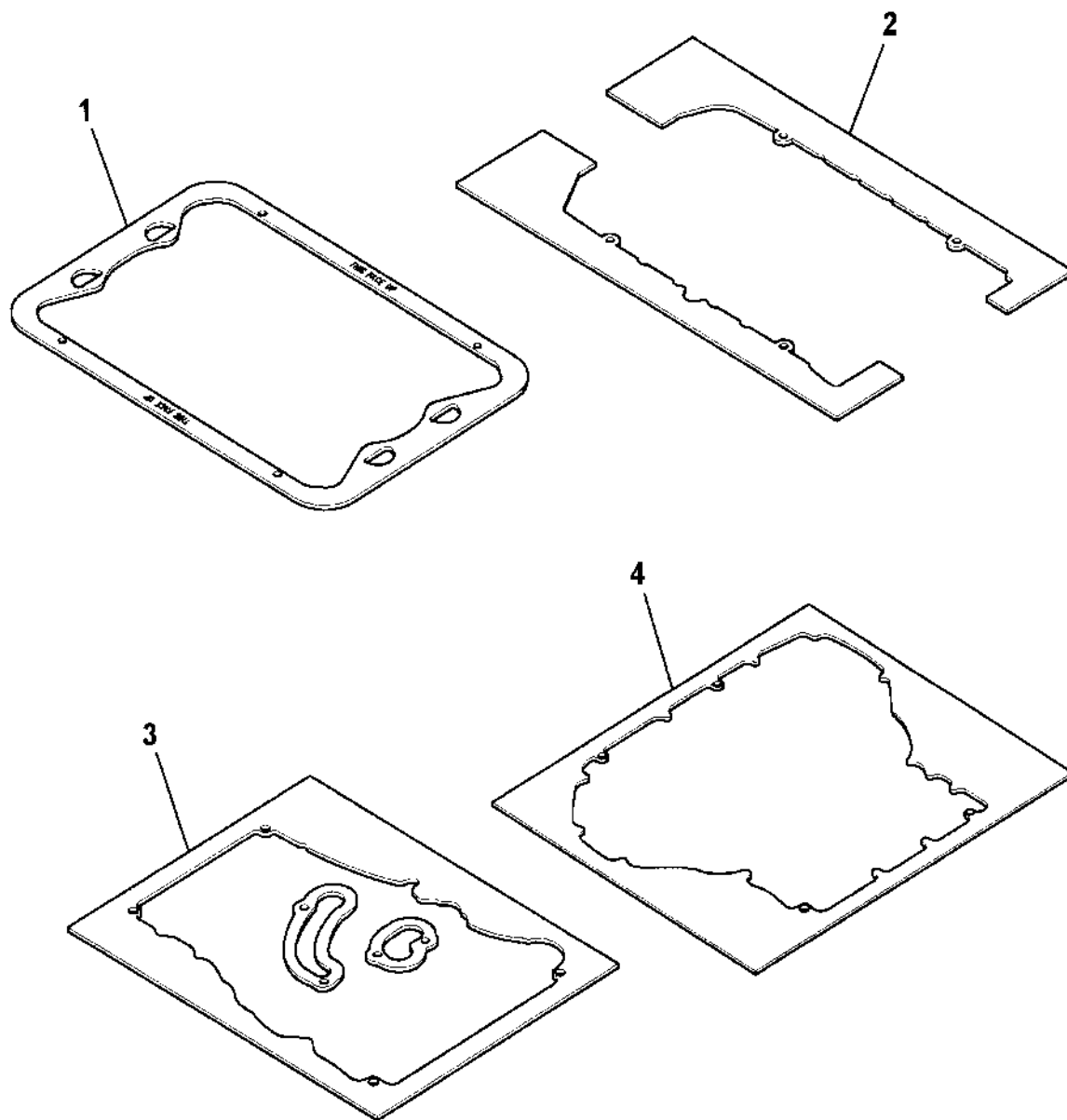
Machine groups

Details

Machine group	From serial no.	To serial no.
320/40000	U0663105	
320/40002	U0663105	
320/40003	U0663105	
320/40004	U0663105	
320/40005	U0663105	
320/40030	U0663105	
320/40031	U0663105	
320/40057	U0663105	
320/40071	U0663105	
320/40072	U0663105	
320/40073	U0663105	
320/40075		
320/40077	U0663105	
320/40078		
320/40079		
320/40080		
320/40082		
320/40087		
320/40094		
320/50001		
320/50003		
320/50005		
320/50006		
320/50007		

320:50019

320:50025



780311

9802/2910 V2-1-2 SERVICE TOOLS

Illustration

Machines

Top of catalogue

Item	Part no.	Change No.	Description	Remarks	Usage code	Qty
	320/09020		Bracket, engine lifting	HEALTH and SAFETY WARNING		1
2	892/01146		Tool, fitting, core plug			1
3	892/01155		Tool, removal, f.i.p gear			1
4	892/01151		Tool, fitting, injector sleeve			1
5	892/01147		Tool, crankshaft turning			1
6	892/01148		Tool, timing pin			1
7	892/01152		Tool, fitting, valve stem seal			1
8	892/01150		Tool, location pin, sump pan			1
9	892/01154		Tool, remover, f.i.p gear cover			1
10	892/01158		Tool, mandrel, rear oil seal			1
11	892/01156		Tool, rear crankshaft, oil seal fitting			1
12	892/01157		Tool, front crankshaft, seal fitting			1
13	892/01159		Tool, fitting, injector seal			1
14	892/01168		Tool, dummy injector, compression tester			1
15	892/01169		Tool, TDC setting			1
16	892/01173		Tool, LOCTITE applicator			1
17	892/01179		Tool, C-SPANNER FIP			1
18	892/01259		Tool, extension ring, rear seal insertion			1
19	892/01264		Tool, injector removal			1

Machine groups

Details

Machine group

From serial no.

To serial no.

320/40000

320/40002

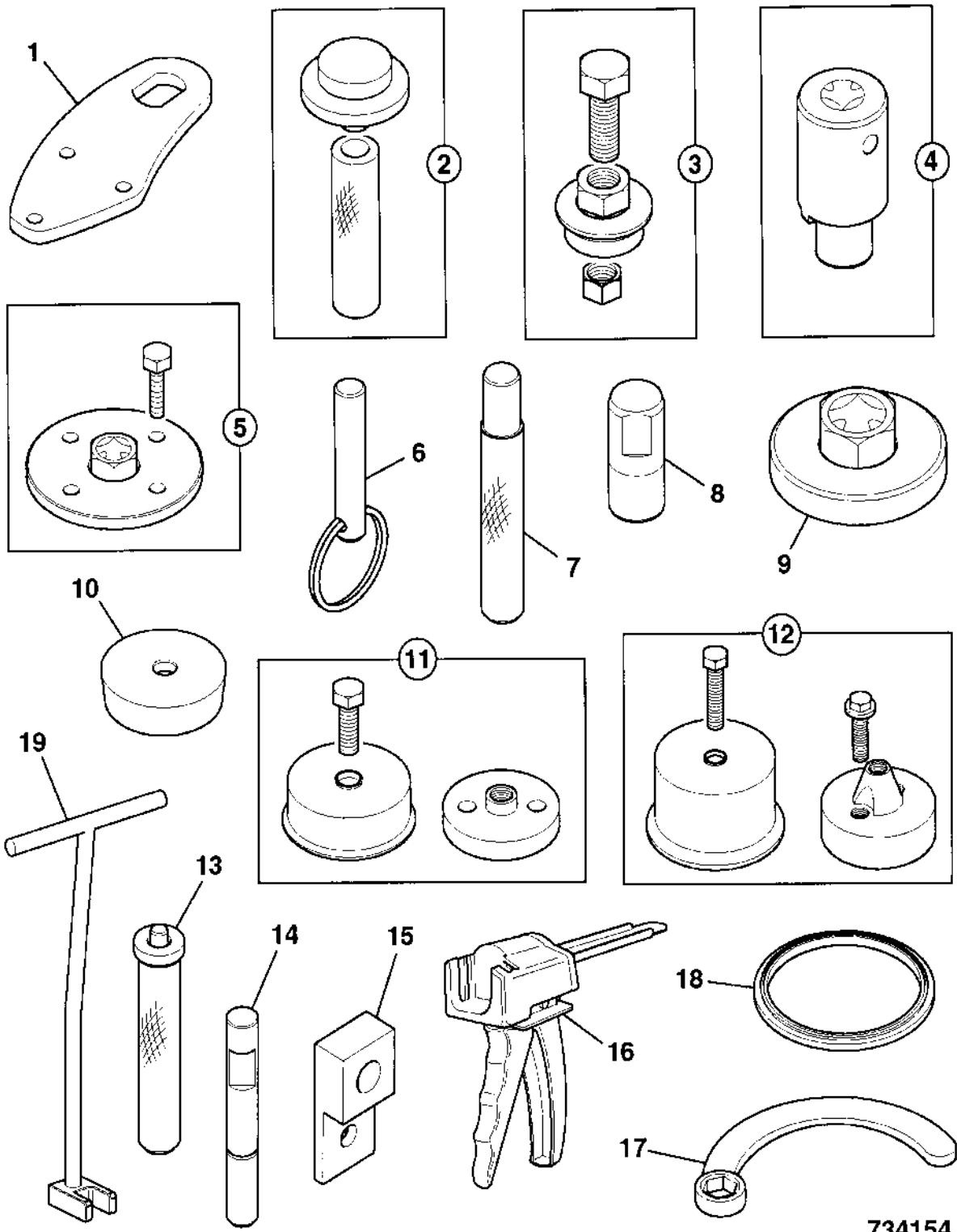
320/40003

320/40004

320/40005

320/40030

320/40031



734154

9802/2910 V3-1-1 LUBRICANTS PRIMERS, & SEALANTS

Illustration

Machines

Top of catalogue

Item	Part no.	Change No.	Description	Remarks	Usage code	Qty
1	320/00830		Sealant, 5900	HEALTH and SAFETY WARNING		A/R
2	320/00834		Seal, 243, threadlocker			A/R
3	320/00831		Sealant, 518			A/R
4	320/00828		Sealant, 620			A/R
5	320/00833		Gasket, remover 7200			A/R
6	320/00832		Cleaner, degreaser 7063			A/R
7	320/00829		Lubricant, o ring, P80			A/R
8	4001/1501		Oil, 15W/40, 5 litres			A/R
	4001/1701		Oil, JCB 10W/30, 5 litres			A/R
	4001/1901		Oil, JCB 20/W50, 5 Litre			A/R
9	4001/1502		Oil, 15W/40, 25 litres			A/R
	4001/1702		Oil, JCB 10W/30, 25 litres			A/R
	4001/1902		Oil, JCB 20/W50, 25 Litre			A/R
10	4001/1503		Oil, 15W/40, 200 litres			A/R
	4001/1703		Oil, JCB 10W/30, 200 litres			A/R
	4001/1903		Oil, JCB 20/W50, 200 Litre			A/R
11	4006/0102		Fluid, anti-freeze, 5 litre			A/R
12	4006/0103		Fluid, anti-freeze, 25 Ltr			A/R
13	4006/0104		Fluid, anti-freeze, 200 Ltr			A/R

Machine groups

Details

Machine group

From serial no.

To serial no.

320/40000

320/40002

320/40003

320/40004

320/40005

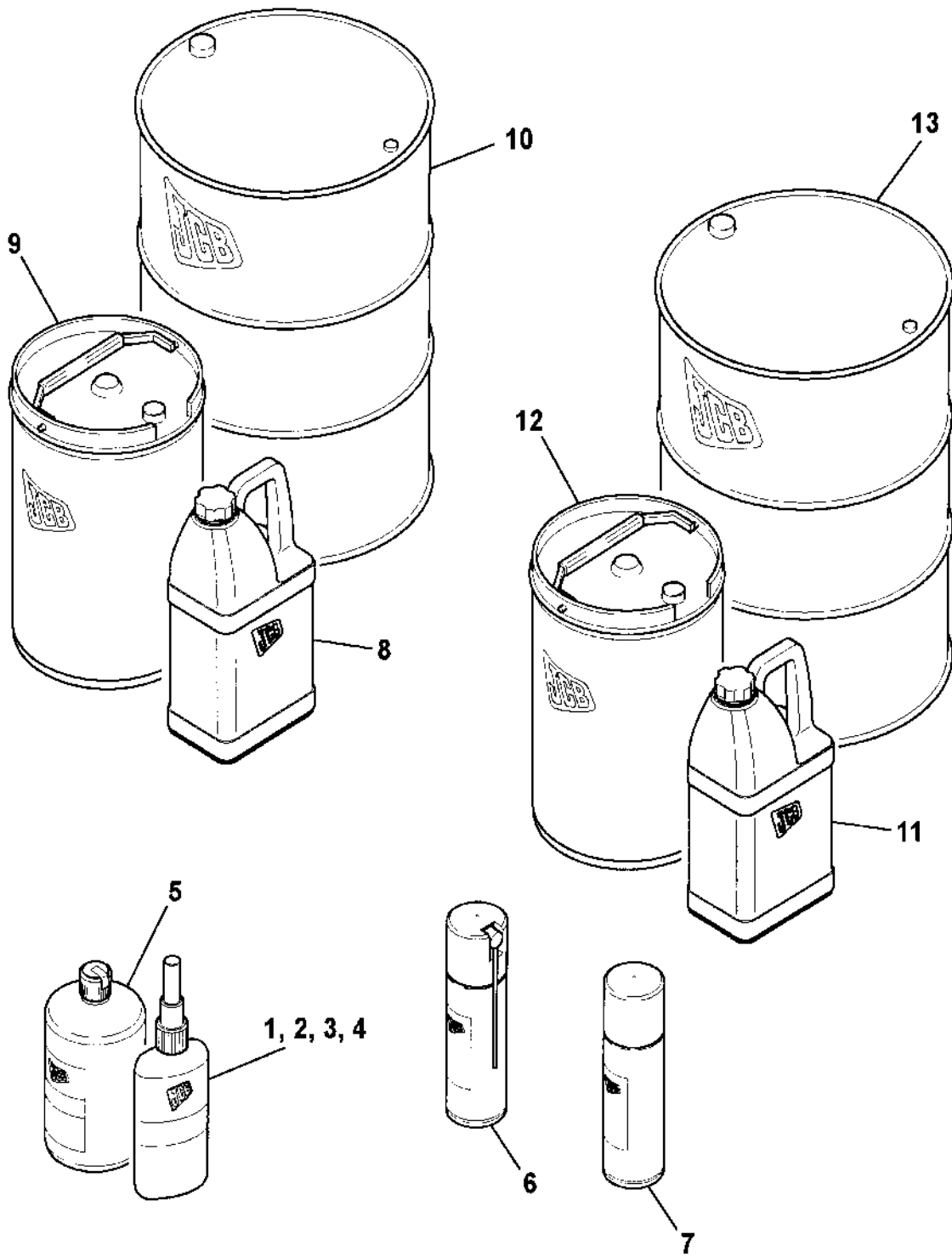
320/40030

320/40031

320/40057

320/40071

320/40072



742501

9802/2910 V4-3-1 GASKET SET, BOTTOM OVERHAUL

Illustration

Machines

Top of catalogue

Item	Part no.	Change No.	Description	Remarks	Usage code	Qty
1	320/09218		Kit-bottom gasket			1
2	320/04510		:Gasket, water pump			1
3	320/03119		:Seal, front oil			1
4	320/03029		:Seal, rear oil			1
5	320/09219		::Kit-oil pan	HEALTH and SAFETY WARNING		1
6	320/04050		:::O Ring			2
7	320/00831		:Sealant, 518	See Note 1		1
8	320/06015		:Gasket, oil drain to block			1
9	320/05140		:O Ring			1
10	320/06519		:Seal, inj/pump to t/case			1
11	320/08007		:O Ring			1
12	320/08009		:O Ring			1

Machine groups

Details

Machine group

From serial no.

To serial no.

320/40000

320/40002

320/40003

320/40004

320/40005

320/40030

320/40031

320/40057

320/40071

320/40072

320/40073

320/40075

320/40077

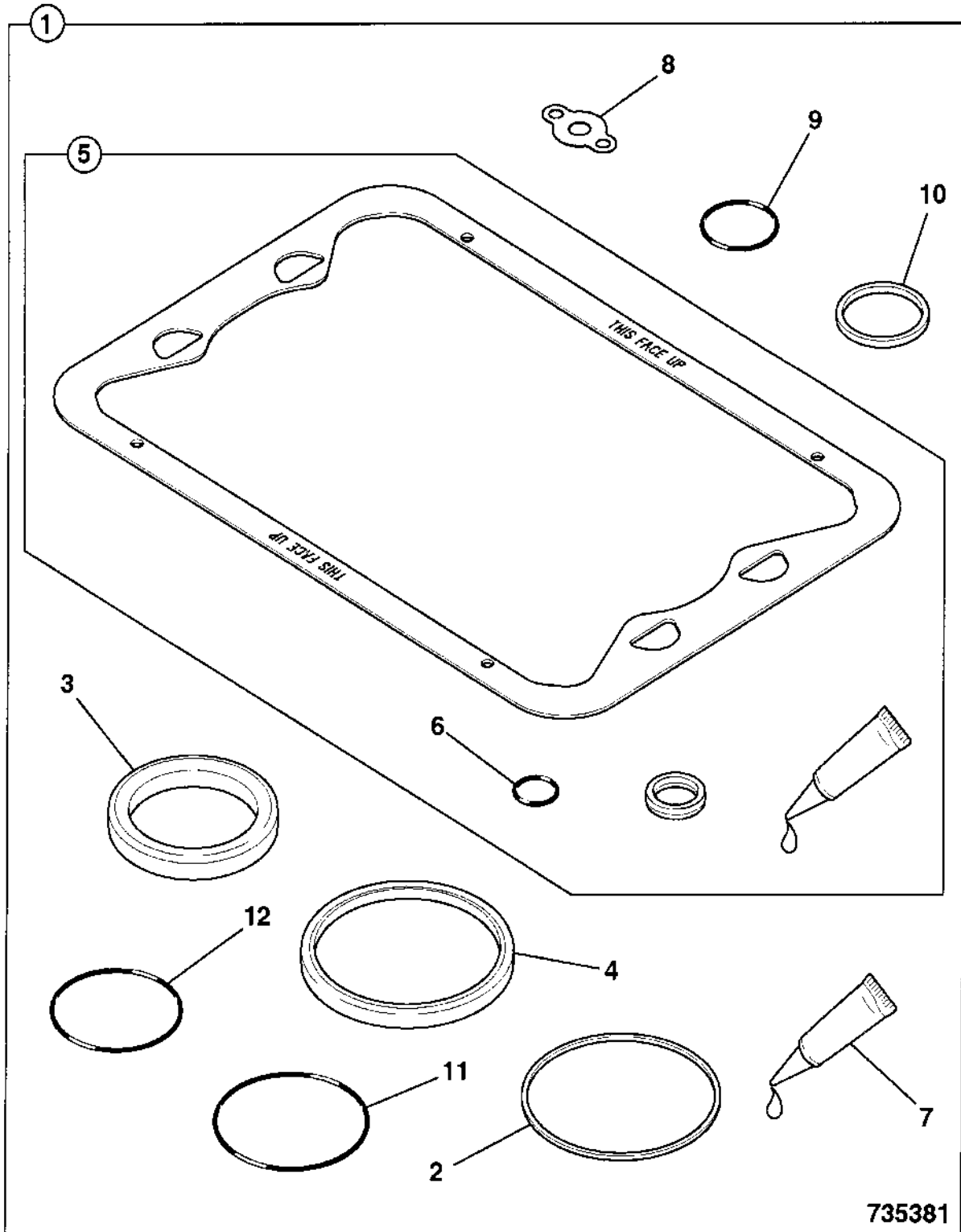
320/40078

320/40079

320/40080

320/40082

320/50001
320/50003
320/50005
320/50006
320/50007
320/50011
320/50016
320/50019
320/50025



9802/2910 V4-2-1 GASKET SET, TOP OVERHAUL

Illustration

Machines

Top of catalogue

Item	Part no.	Change No.	Description	Remarks	Usage code	Qty
1	320/09216		Kit-top gasket, naturally aspirated			1
2	320/09200		:Kit-seal, rocker cover			1
3	320/07504		::Seal, fuel injector			1
4	320/07580		::Seal, rocker cover			1
5	320/06587		::Cap, fuel injector			1
6	320/06588		::Cap, fuel pipe			1
7	320/07034		::O Ring			1
8	320/04092		::O Ring, oil filler cap			1
9	320/04113		:Gasket, oil cooler cover			1
10	320/05512		:Gasket, intake heater			1
11	320/06524		:Seal, injector			1
12	320/06004		:Gasket, exhaust manifold			1
13	320/05550		:Gasket, inlet manifold			1
14	320/04543		:Seal, C			1
15	320/03533		:Seal, valve stem			16
16	320/02608		:Gasket, cylinder head			1
17	320/06530		:Washer, fuel injector			4
18	320/04040		:O Ring			1
19	320/04501		:Gasket, water inlet pipe			1
20	320/04179		:O Ring			2
21	320/04057		:Seal, bonded			1
22	320/04521		:Seal, bonded			2
23	320/04551		:Washer, bonded seal			1
24	320/07051		:O Ring			1

Machine groups

Details

Machine group

From serial no.

To serial no.

320/40000

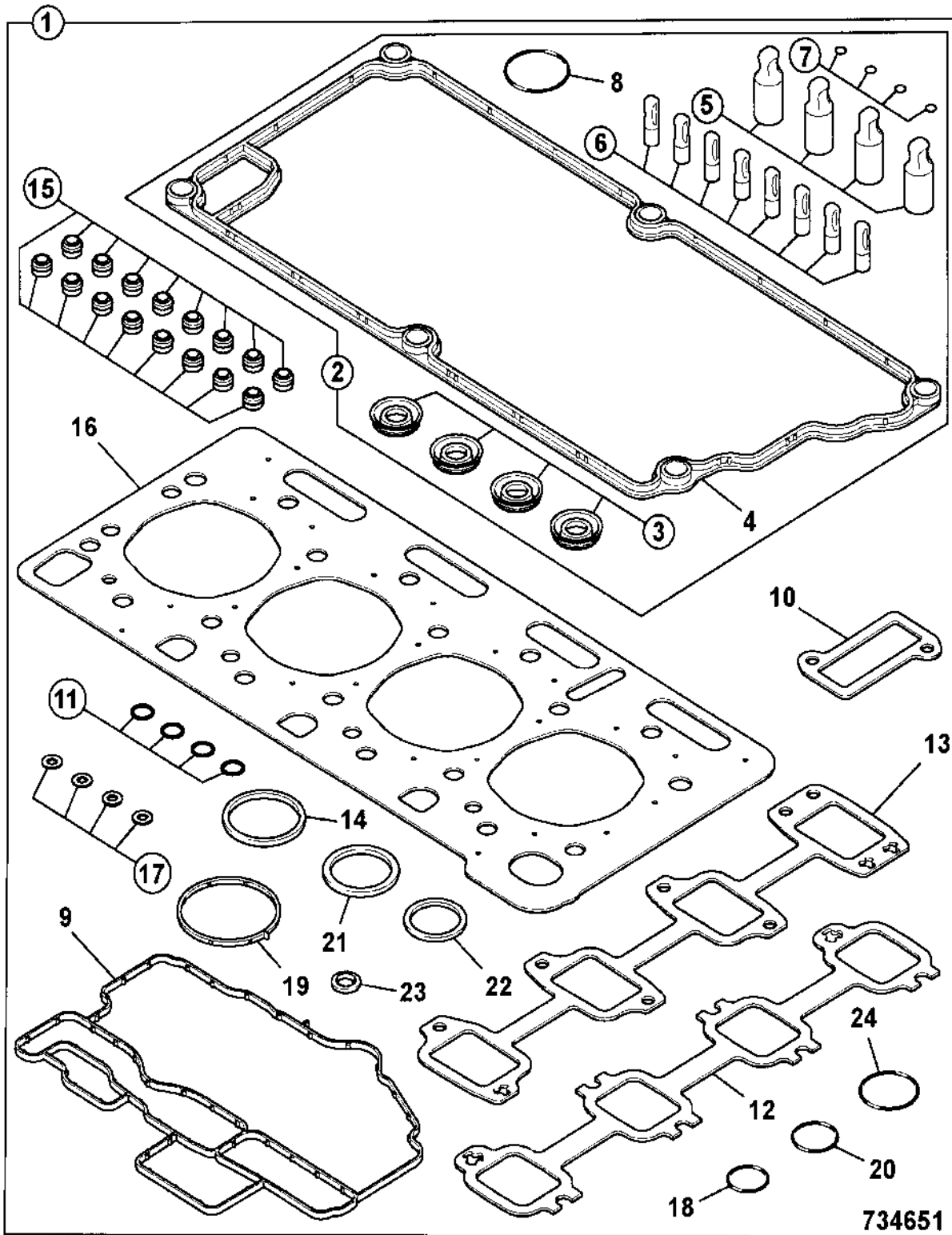
320/40002

320/40003

320/40004

320/40005

320/40030



9802/2910 V4-4-1 SEAL KIT, OIL PAN

Illustration

Machines

Top of catalogue

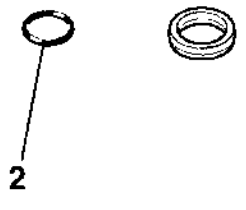
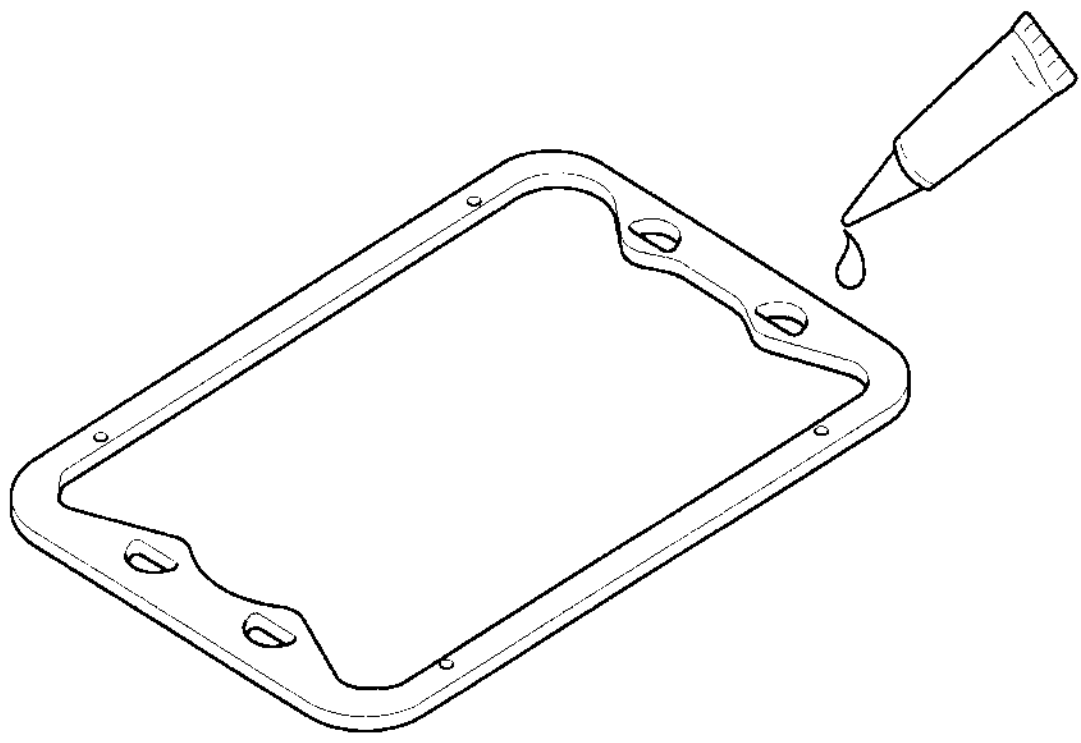
Item	Part no.	Change No.	Description	Remarks	Usage code	Qty
1	320/09219		Kit-oil pan	HEALTH and SAFETY WARNING		1
2	320/04050		:O Ring			2

Machine groups

Details

Machine group	From serial no.	To serial no.
320/40000		
320/40002		
320/40003		
320/40004		
320/40005		
320/40030		
320/40031		
320/40057		
320/40071		
320/40072		
320/40073		
320/40075		
320/40077		
320/40078		
320/40079		
320/40080		
320/40082		
320/40087		
320/40094		
320/50001		
320/50003		
320/50005		
320/50006		
320/50007		
320/50011		
320/50016		
320/50019		

1



735351

9802/2910 V4-1-1 SEAL KIT, ROCKER COVER

Illustration

Machines

Top of catalogue

Item	Part no.	Change No.	Description	Remarks	Usage code	Qty
1	320/09200		Kit-seal, rocker cover			1
2	320/07504		:Seal, fuel injector			4
3	320/07580		:Seal, rocker cover			1
4	320/06587		:Cap, fuel injector			4
5	320/06588		:Cap, fuel pipe			8
6	320/07034		:O Ring			4
7	320/04092		:O Ring, oil filler cap			1

Machine groups

Details

Machine group

From serial no.

To serial no.

320/40000

320/40002

320/40003

320/40004

320/40005

320/40030

320/40031

320/40057

320/40071

320/40072

320/40073

320/40075

320/40077

320/40078

320/40079

320/40080

320/40082

320/40087

320/40094

320/50001

320/50003

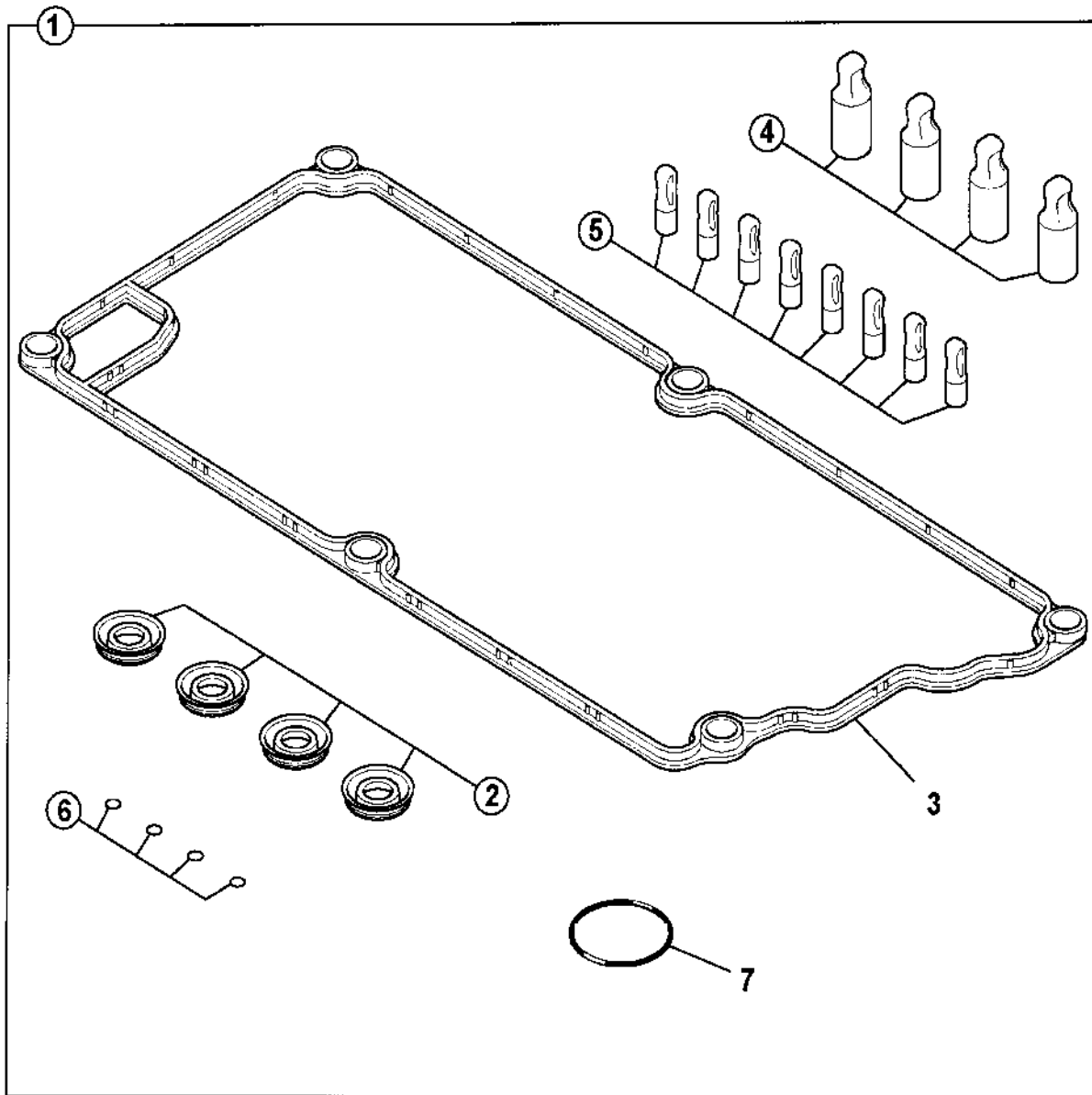
320/50005

320/50006

320/50016

320/50019

320/50025



734711

9802/2910 V5-2-2 ENGINE, LONG, 320/40061

Illustration

Machines

Top of catalogue

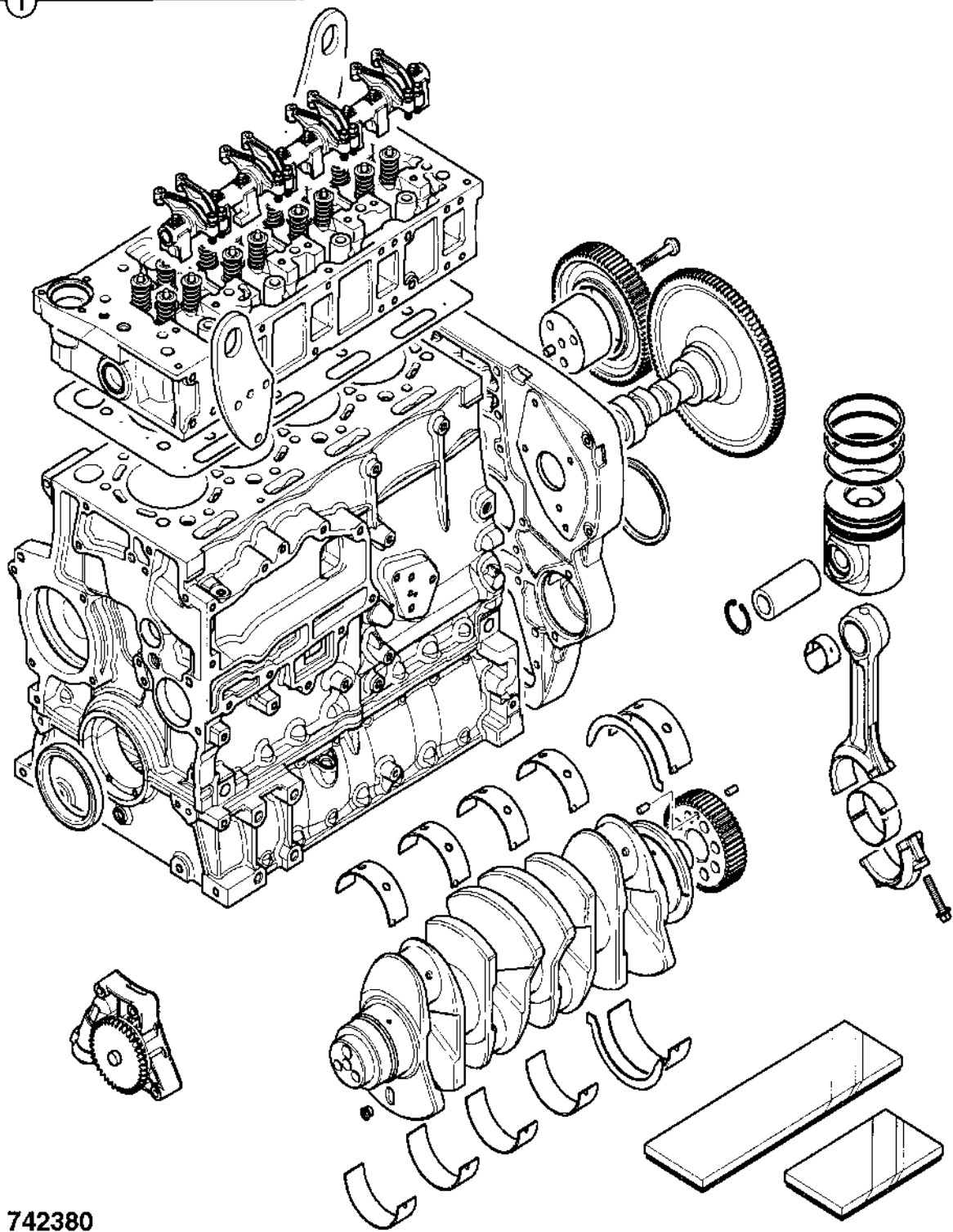
Item	Part no.	Change No.	Description	Remarks	Usage code	Qty
	320/40061		Engine, long, naturally aspirated			1

Machine groups

Details

Machine group	From serial no.	To serial no.
320/40000	U0559805	
320/40002	U0559805	
320/40004	U0559805	
320/40005	U0559805	
320/40031	U0559805	
320/40073		
320/40075		
320/40079		
320/40080		
320/40082		
320/40087		
320/40094		
320/50001		
320/50003		
320/50005		
320/50006		
320/50007		
320/50011		
320/50016		
320/50019		
320/50025		

1



742380

9802/2910 V5-1-2 ENGINE, SHORT, 320/40059

Illustration

Machines

Top of catalogue

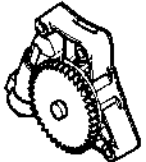
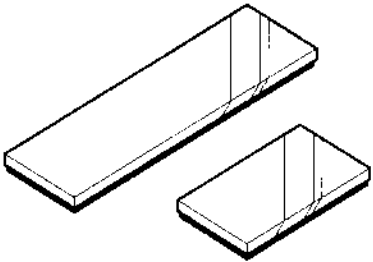
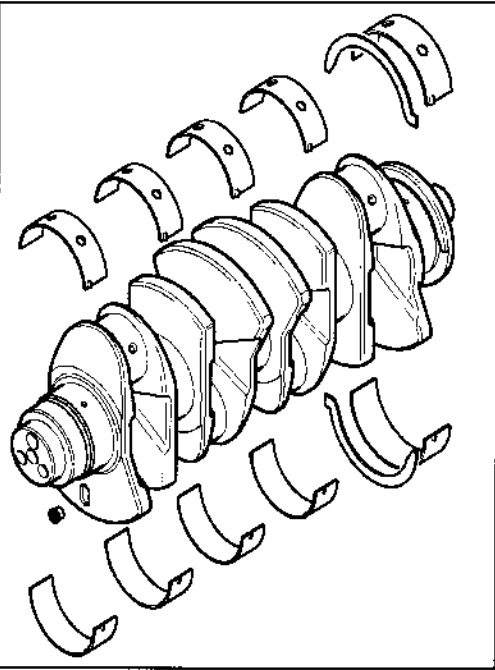
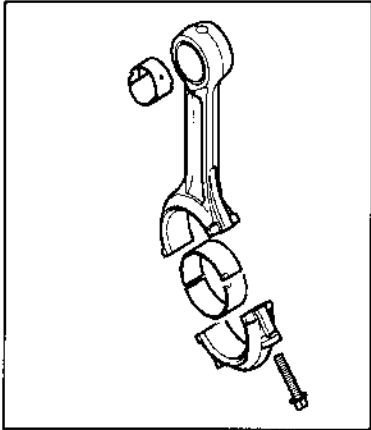
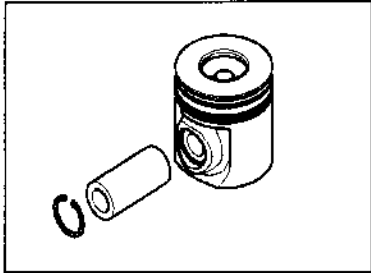
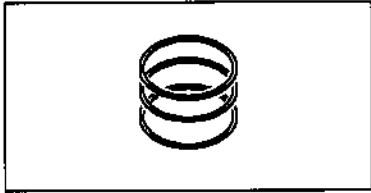
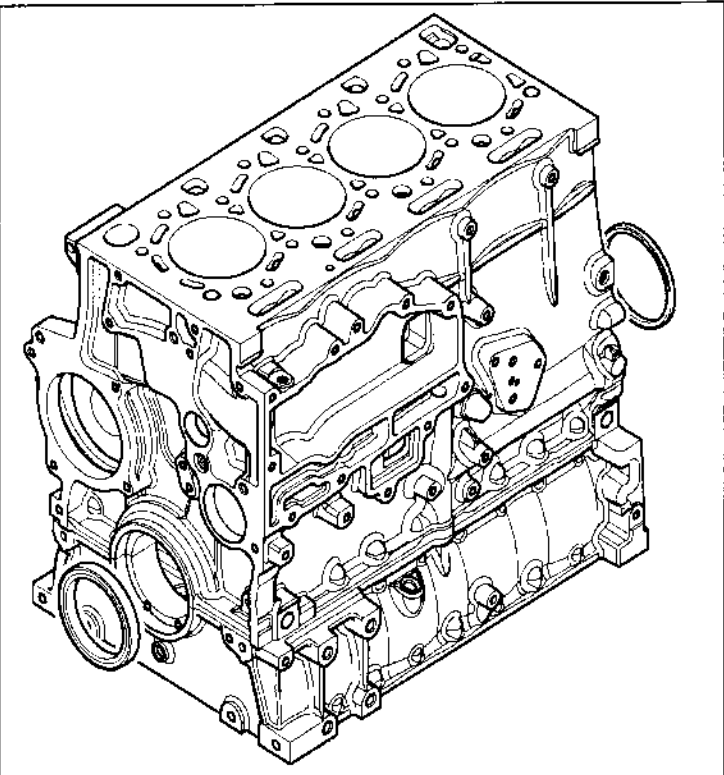
Item	Part no.	Change No.	Description	Remarks	Usage code	Qty
	320/40059		Engine, short, naturally aspirated	HEALTH and SAFETY WARNING		1

Machine groups

Details

Machine group	From serial no.	To serial no.
320/40000	U0559805	
320/40002	U0559805	
320/40004	U0559805	
320/40005	U0559805	
320/40030	U0559805	
320/40031	U0559805	
320/40073		
320/40075		
320/40079		
320/40080		
320/40082		
320/40087		
320/40094		
320/50001		
320/50003		
320/50005		
320/50006		
320/50007		
320/50011		
320/50016		
320/50019		
320/50025		

1



735223

9802/2910 V5-3-4 KIT-ENGINE OVERHAUL, STANDARD

Illustration

Machines

Top of catalogue

Item	Part no.	Change No.	Description	Remarks	Usage code	Qty
1	320/09284		Kit-engine overhaul, standard, naturally aspirated			1
2	320/09210		:Kit-piston, standard, naturally aspirated			4
3	320/03040		:Bolt, con-rod, M8 x 57			8
4	320/09216		:Kit-top gasket, naturally aspirated			1
5	320/09281		:Kit-bottom gasket, turbo engine	HEALTH and SAFETY WARNING		1

Machine groups

Details

Machine group

From serial no.

To serial no.

320/40005

320/40075

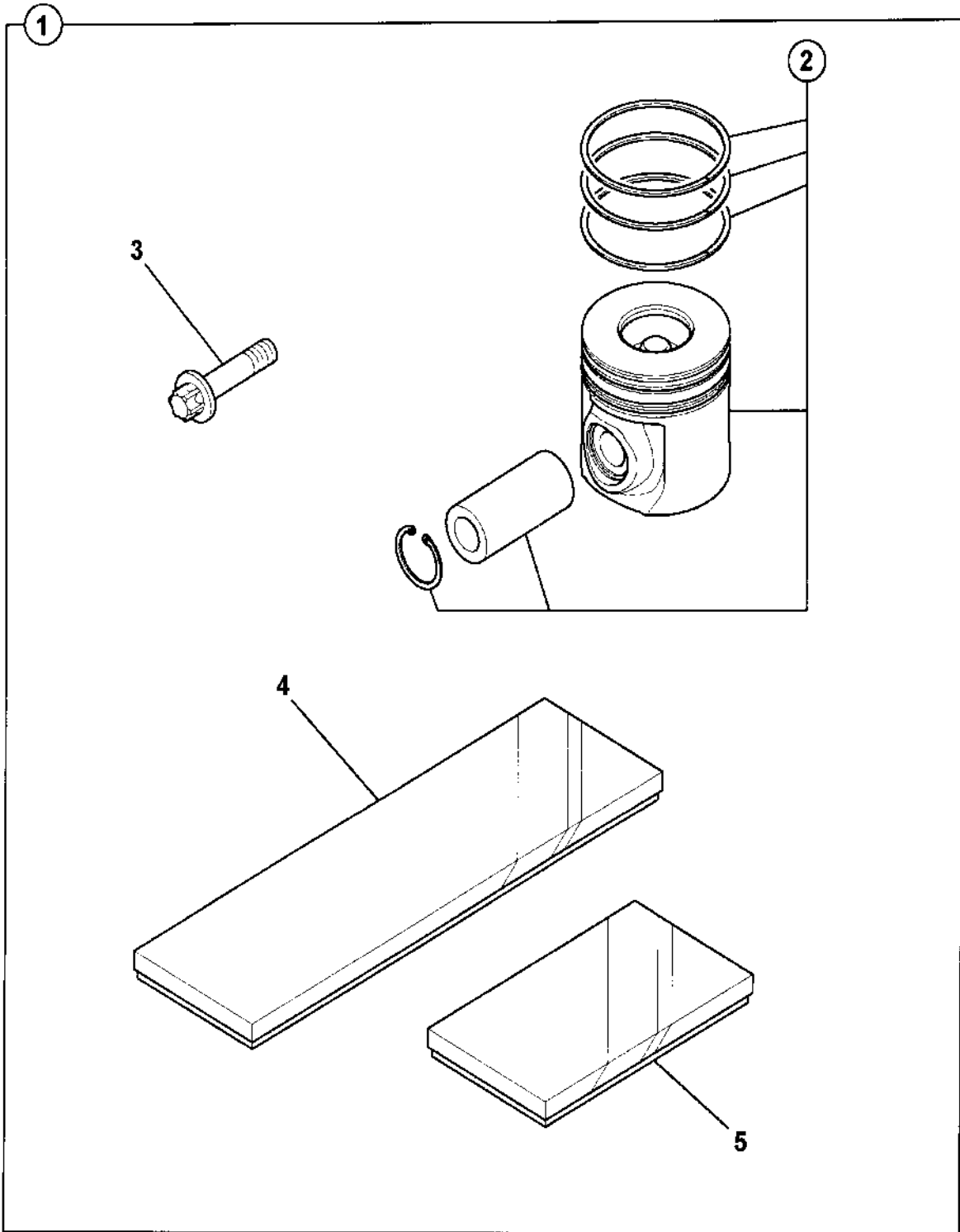
320/40082

320/40094

320/50016

320/50019

320/50025



735080

9802/2910 V6-1-1 FUEL FILTER

Illustration

Machines

Top of catalogue

Item	Part no.	Change No.	Description	Remarks	Usage code	Qty
1	320/07057		Filter, fuel			1
2	320/04114		Retainer, fuel filter			1
3	2102/0407		Pin, tension			1
4	1317/3305Z		Bolt, flange head, M8 x 20 lg			1

Machine groups

Details

Machine group

From serial no.

To serial no.

320/40000

320/40002

320/40003

320/40004

320/40005

320/40030

320/40031

320/40057

320/40071

320/40072

320/40073

320/40075

320/40077

320/40078

320/40079

320/40080

320/40082

320/40087

320/40094

320/50001

320/50003

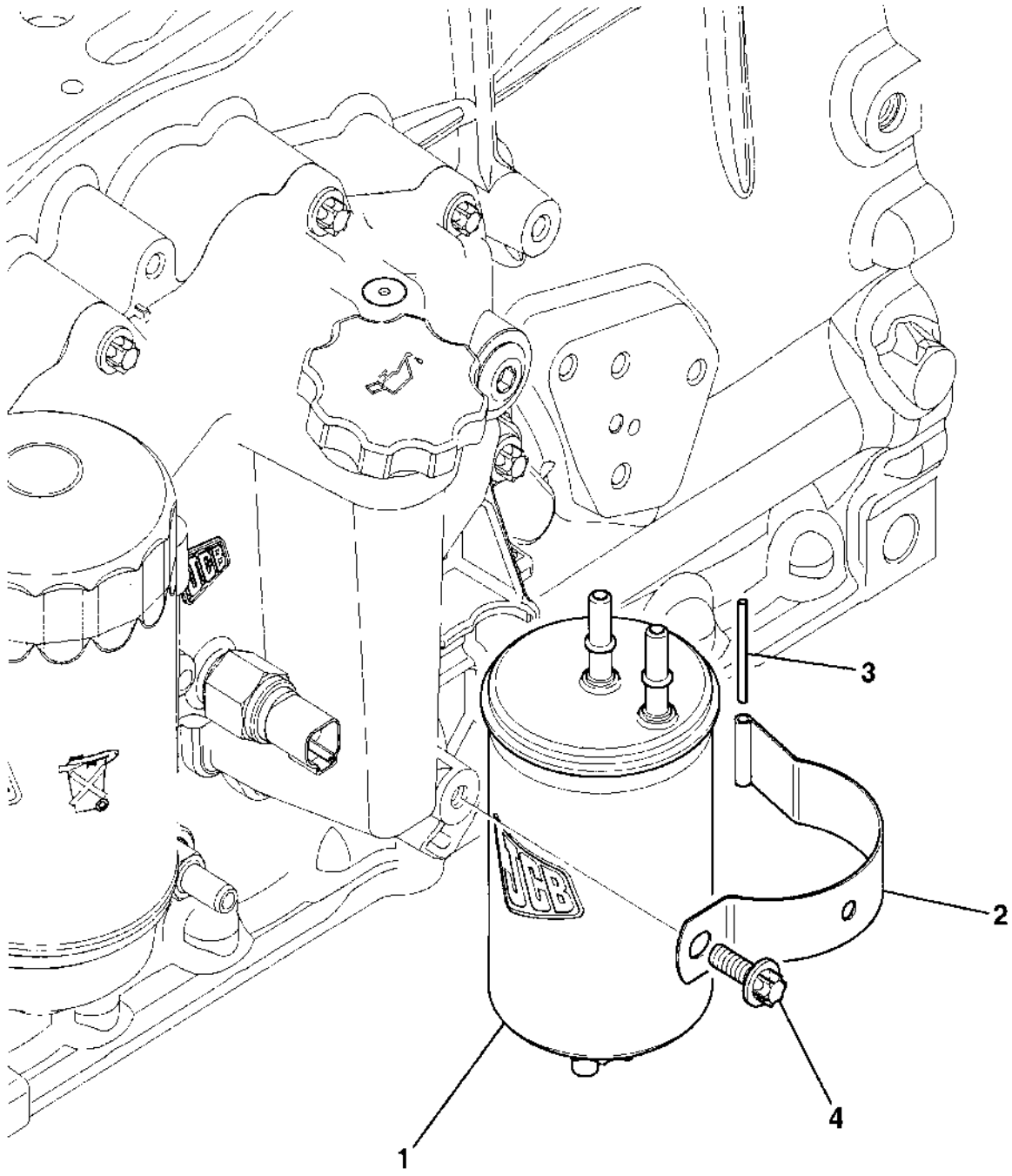
320/50005

320/50006

320/50007

320/50011

320/50016



734500

9802/2910 V6-2-1 OIL FILTER

Illustration

Machines

Top of catalogue

Item	Part no.	Change No.	Description	Remarks	Usage code	Qty
1	320/04133		Filter, engine oil			1

Machine groups

Details

Machine group

From serial no.

To serial no.

320/40000

320/40002

320/40003

320/40004

320/40005

320/40030

320/40031

320/40057

320/40071

320/40072

320/40073

320/40075

320/40077

320/40078

320/40079

320/40080

320/40082

320/40087

320/40094

320/50001

320/50003

320/50005

320/50006

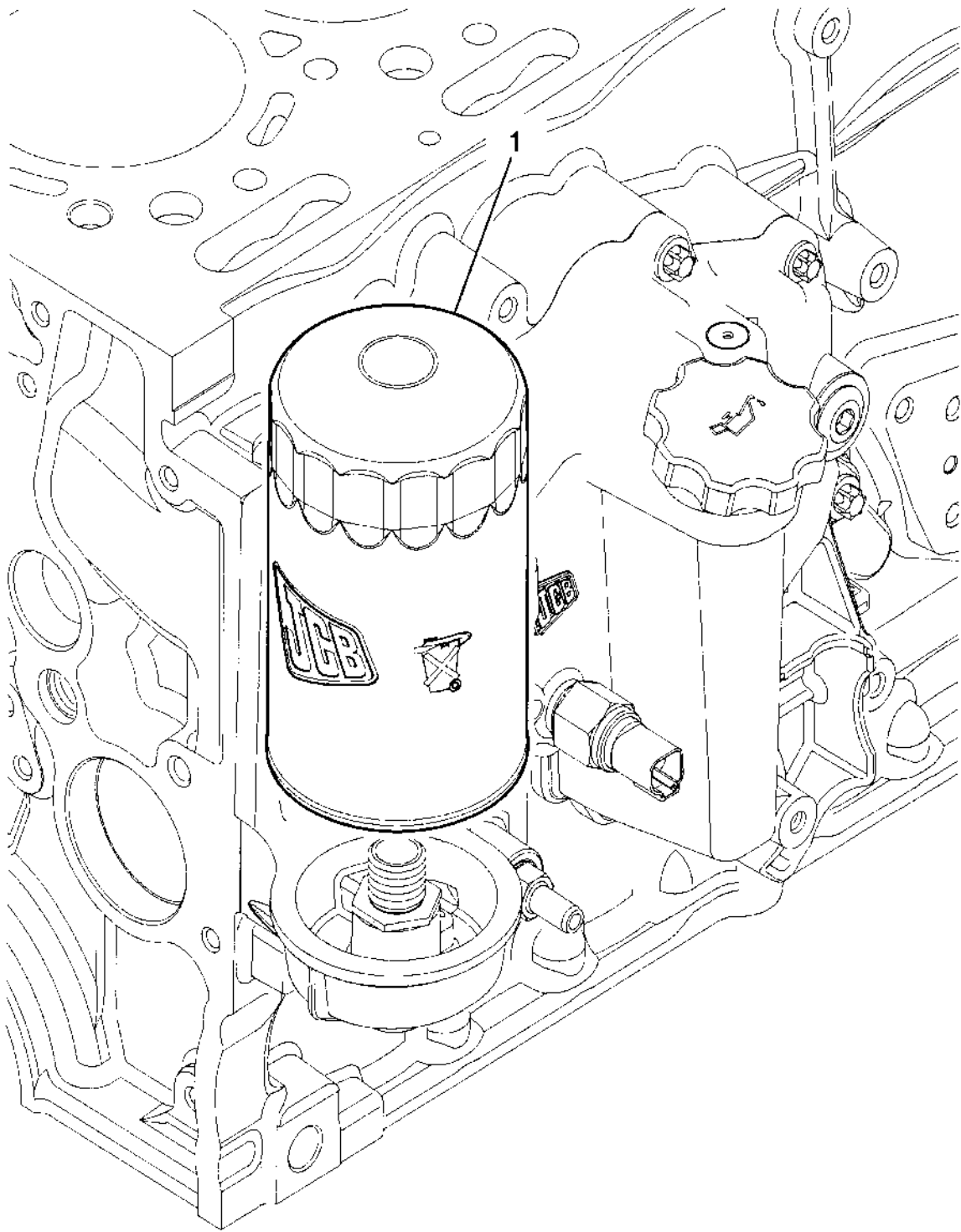
320/50007

320/50011

320/50016

320/50019

320/50025



734830

9802/2910 V7-1-1 AIR INTAKE HEATER, 12VOLT

Illustration

Machines

Top of catalogue

Item	Part no.	Change No.	Description	Remarks	Usage code	Qty
	320/05527		Heater, air intake -12v			1
2	320/05512		Gasket, intake heater			1
3	1319/0307Z		Screw, star drive, M8 x 25			2

Machine groups

Details

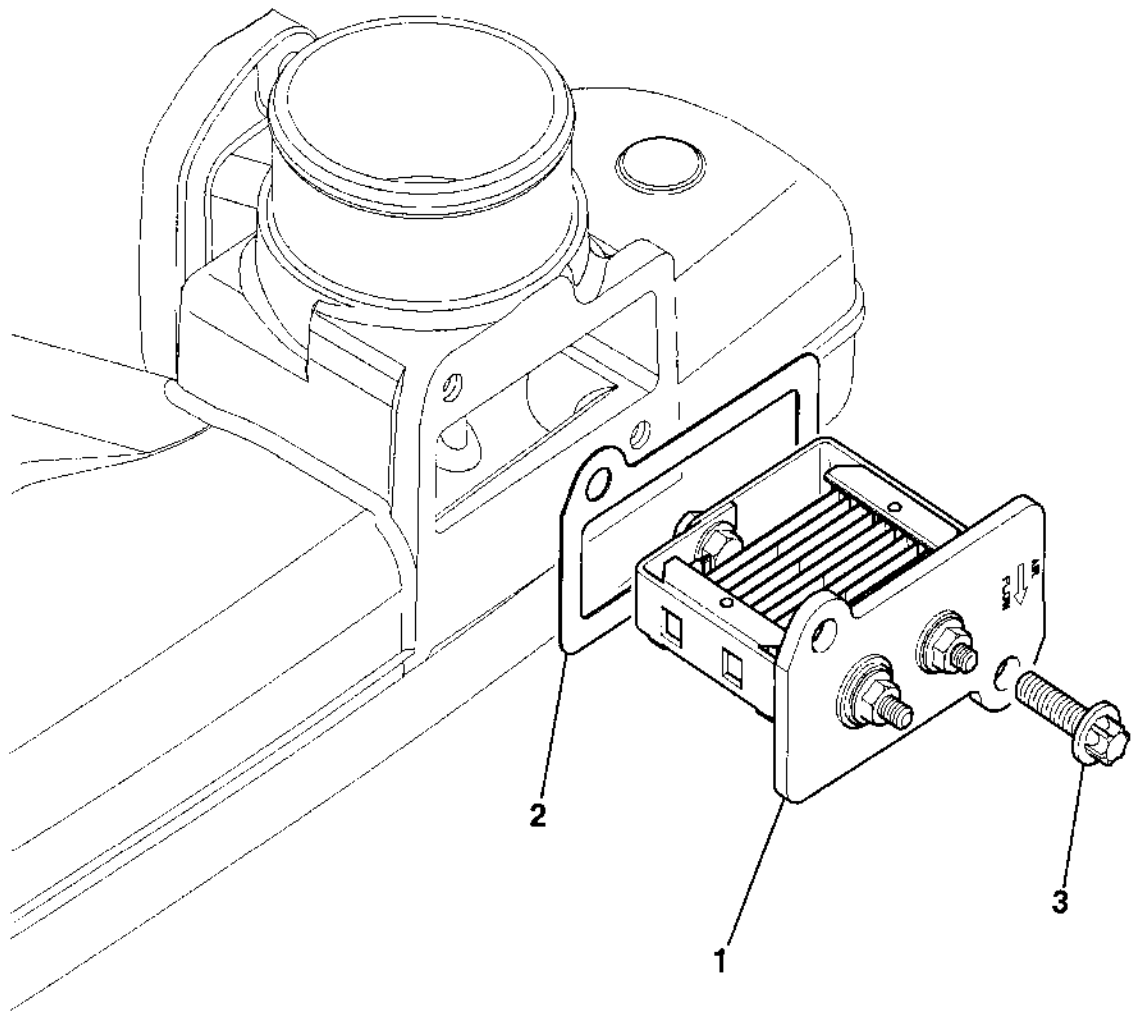
Machine group

From serial no.

To serial no.

320/40030

320/50025



734700

9802/2910 V8-2-1 AUTOTENSIONER, DRIVE BELT

Illustration

Machines

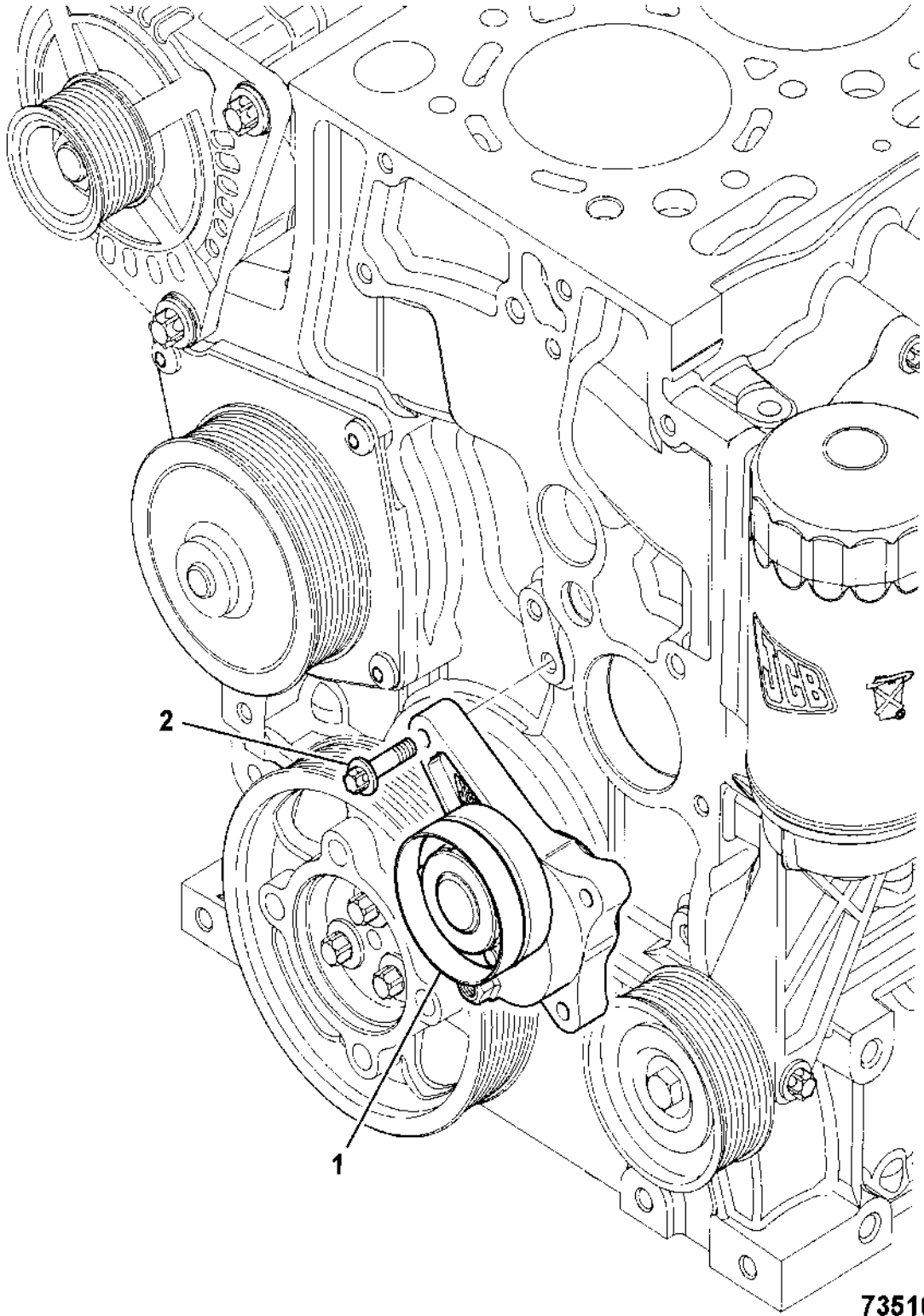
Top of catalogue

Item	Part no.	Change No.	Description	Remarks	Usage code	Qty
1	320/08584		Adjuster, auto-tension			1
2	1319/0308Z		Screw, star drive, M8 x 30			3

Machine groups

Details

Machine group	From serial no.	To serial no.
320/40000		
320/40002		
320/40003		
320/40004		
320/40005		
320/40030		
320/40031		
320/40057		
320/40071		
320/40072		
320/40073		
320/40075		
320/40077		
320/40078		
320/40079		
320/40080		
320/40082		
320/40087		
320/40094		
320/50001		
320/50003		
320/50005		
320/50006		
320/50007		
320/50011		
320/50016		
320/50019		
320/50025		



735101

9802/2910 V8-12-4 FRONT END DRIVE, ACCESSORY, WITH COOLING FAN

Illustration

Machines

Top of catalogue

Item	Part no.	Change No.	Description	Remarks	Usage code	Qty
1	320/08609		Belt, drive, L=1995			1
2	320/08503		Pulley, cooling fan 1.25:1, D=133mm			1
3	320/08500		Hub, fan drive, assembly			1
4	320/08541		Screw, pan head, M8 x 20			4
5	320/08530		Pulley, idler, long			1
6			'See Remark'	Refer to frame V8-3-1		1

Machine groups

Details

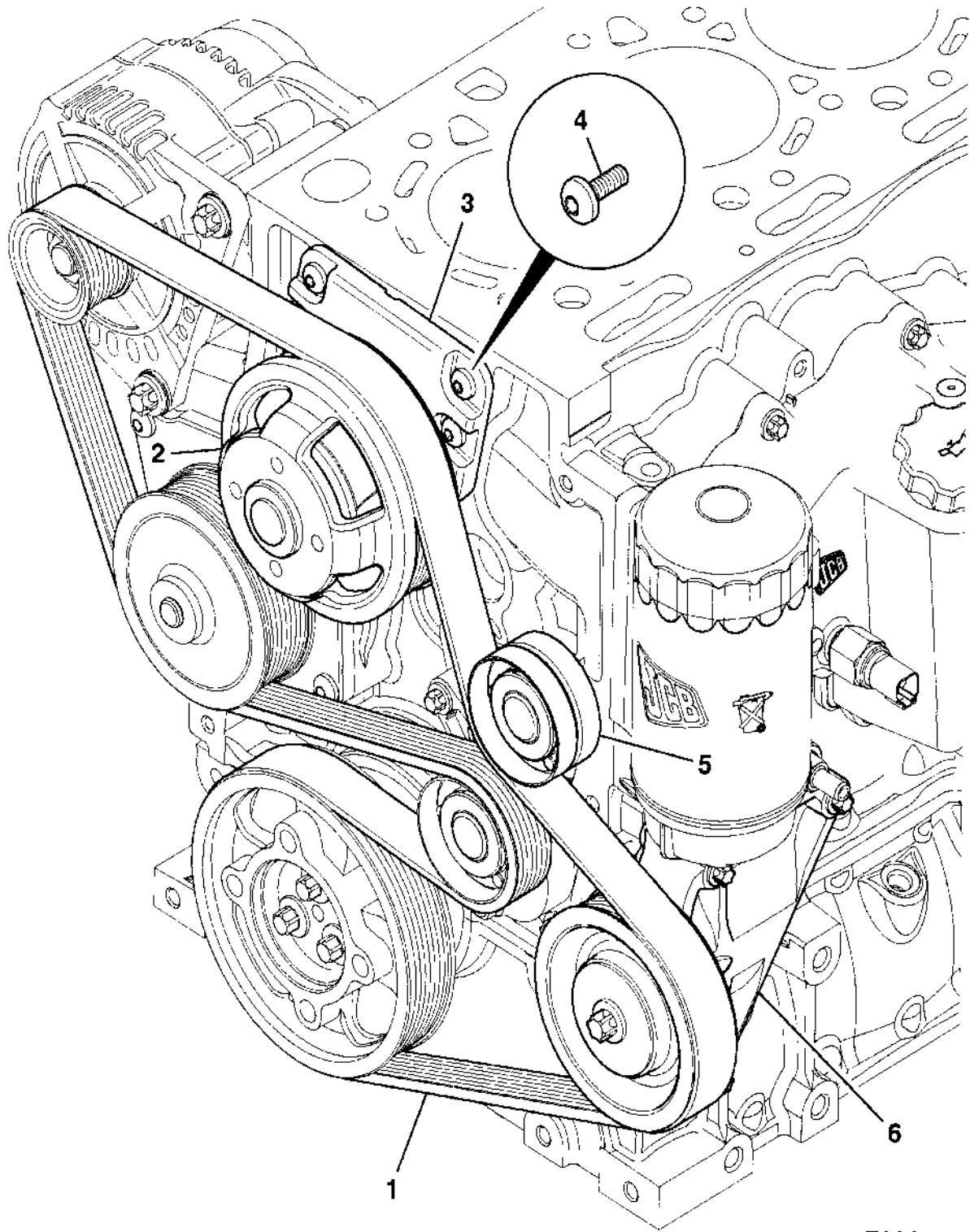
Machine group

From serial no.

To serial no.

320/50025

320/99900A



782030

9802/2910 V8-3-2 LOWER IDLER PULLEY

Illustration

Machines

Top of catalogue

Item	Part no.	Change No.	Description	Remarks	Usage code	Qty
1	320/08624		Pulley, lower idler, assembly			1
2	320/08622		:Pulley, idler, D=124mm			1
3	320/08626		:Bearing, idler pulley			1
4	2203/1062		:Circlip, internal			1
5	320/08625		:Washer, idler retainer			1
6	826/10613		:Screw, flanged, M10 X 50			1
7	1317/3315Z		Bolt, flange head, M8 x 65			3

Machine groups

Details

Machine group

From serial no.

To serial no.

320/40030

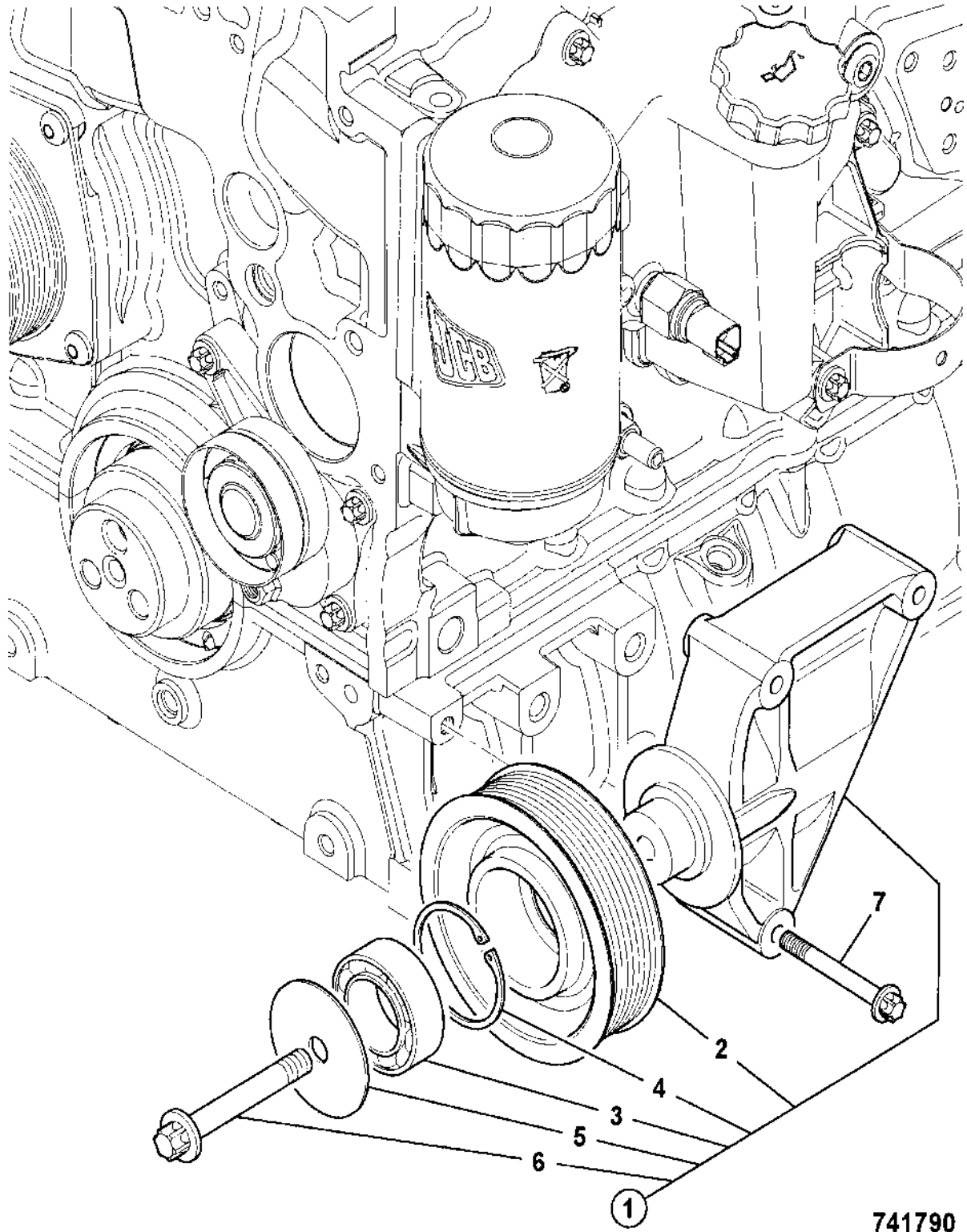
320/40057

320/40073

320/50001

320/50019

320/50025



741790

9802/2910 V9-1-3 STARTER MOTOR, 12.VOLT

Illustration

Machines

Top of catalogue

Item	Part no.	Change No.	Description	Remarks	Usage code	Qty
1	320/09032		Motor, starter 12v, with earth stud			1
2	714/40302		:Switch, starter solenoid, 12 Volt			1
3	714/40303		:Kit-sundry parts			1
4	714/40305		:Brush, holder assembly, 12volt			1
5	714/40306		:Kit-brush, 12 Volt			1
6	1319/0408Z		Screw, star drive, M10 x 30			3

Machine groups

Details

Machine group

From serial no.

To serial no.

320/40000

320/40002

320/40003

320/40004

320/40005

320/40030

320/40031

320/40057

320/40073

320/40075

320/40082

320/40087

320/40094

320/50001

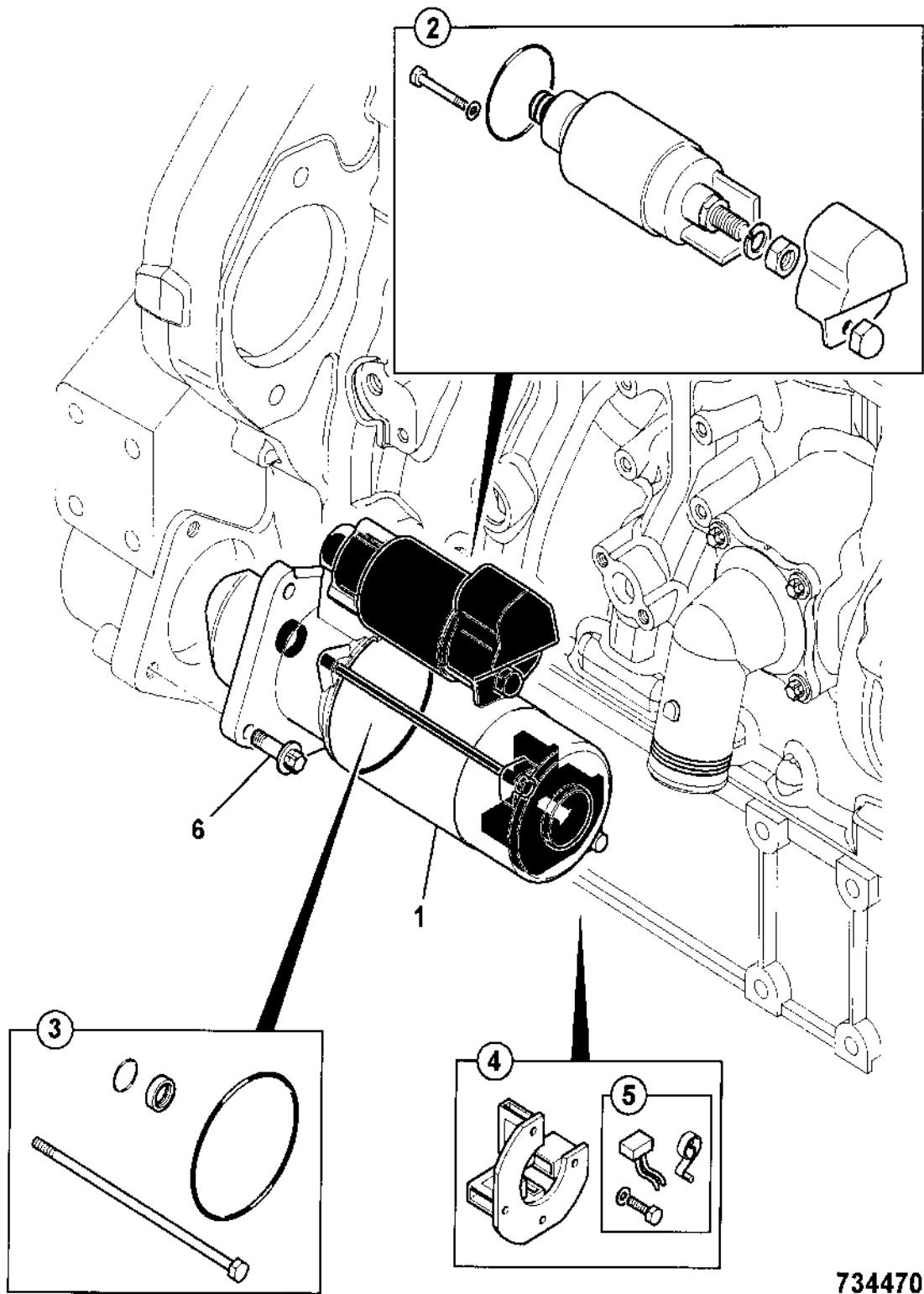
320/50003

320/50007

320/50011

320/50016

320/50025



734470

9802/2910 V11-1-1 SWITCHES & SENDERS, 12VOLT

Illustration

Machines

Top of catalogue

Item	Part no.	Change No.	Description	Remarks	Usage code	Qty
1	320/04046		Switch, engine oil pressure			1
2	320/04057		Seal, bonded			1
3	320/04554		Switch, cold start advance			1
4	320/04521		Seal, bonded			1
5	320/04545		Switch, temperature sender			1
6	320/04521		Seal, bonded			1
7	716/30098		Solenoid, 12Volt			2
8	17/105202		:Seal, Ring			1

Machine groups

Details

Machine group

From serial no.

To serial no.

320/40000

320/40002

320/40003

320/40004

320/40005

320/40030

320/40031

320/40057

320/40073

320/40075

320/40082

320/40087

320/40094

320/50001

320/50003

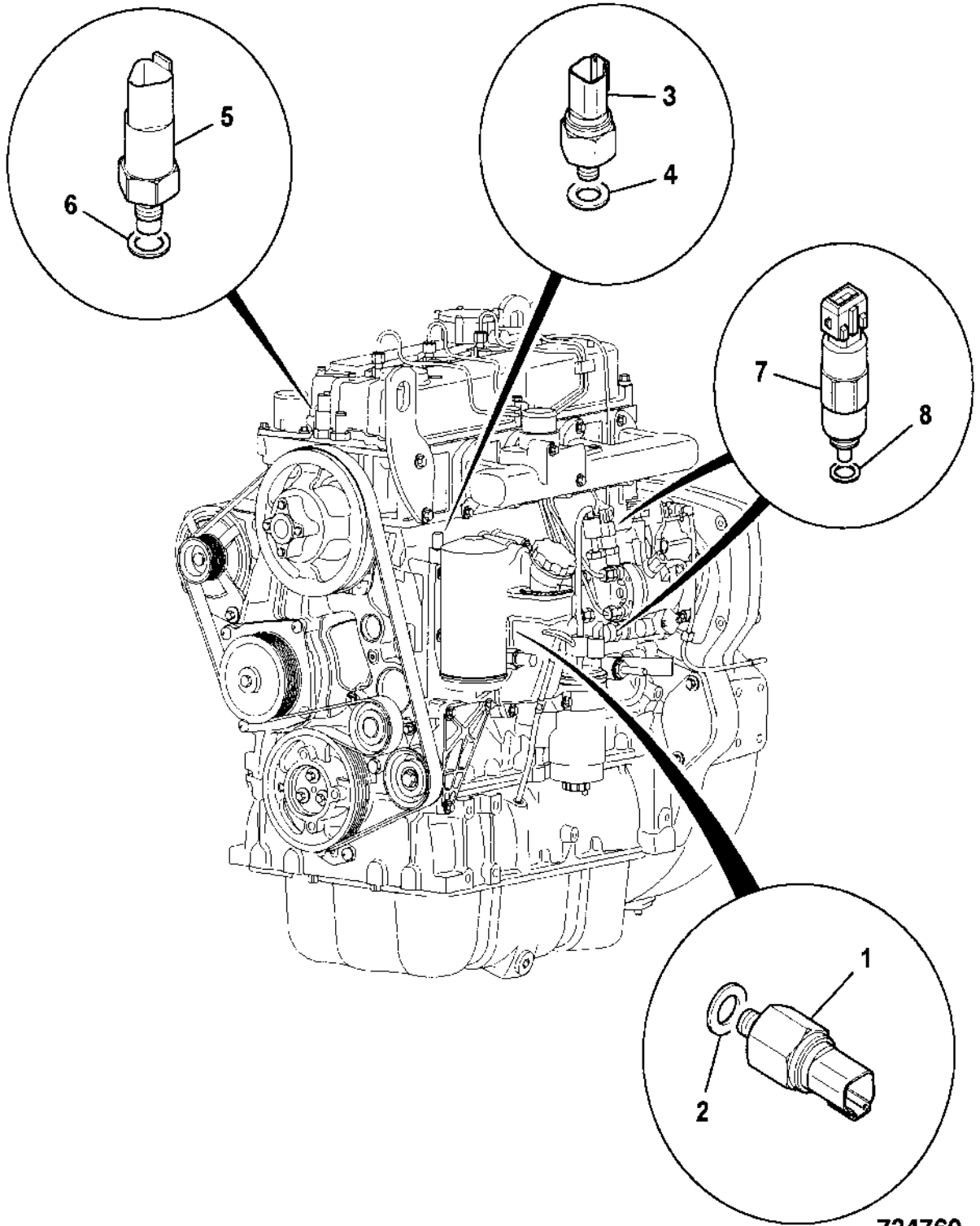
320/50007

320/50011

320/50016

320/50019

320/50025



734760

9802/2910 V12-1-1 FUEL PIPEWORK, HIGH PRESSURE

Illustration

Machines

Top of catalogue

Item	Part no.	Change No.	Description	Remarks	Usage code	Qty
1	320/06551		Pipe, fue assembly, No.1 and 2 injectors			1
2	320/06511		:Clip, f.i.p 2 way			2
3	320/06554		Pipe, fuel assembly, No.3 and 4 injectors			1
4	320/06511		:Clip, f.i.p 2 way			2

Machine groups

Details

Machine group

From serial no.

To serial no.

320/40000

320/40002

320/40003

320/40004

320/40005

320/40030

320/40031

320/40057

320/40071

320/40072

320/40073

320/40075

320/40077

320/40078

320/40079

320/40080

320/40082

320/40087

320/40094

320/50001

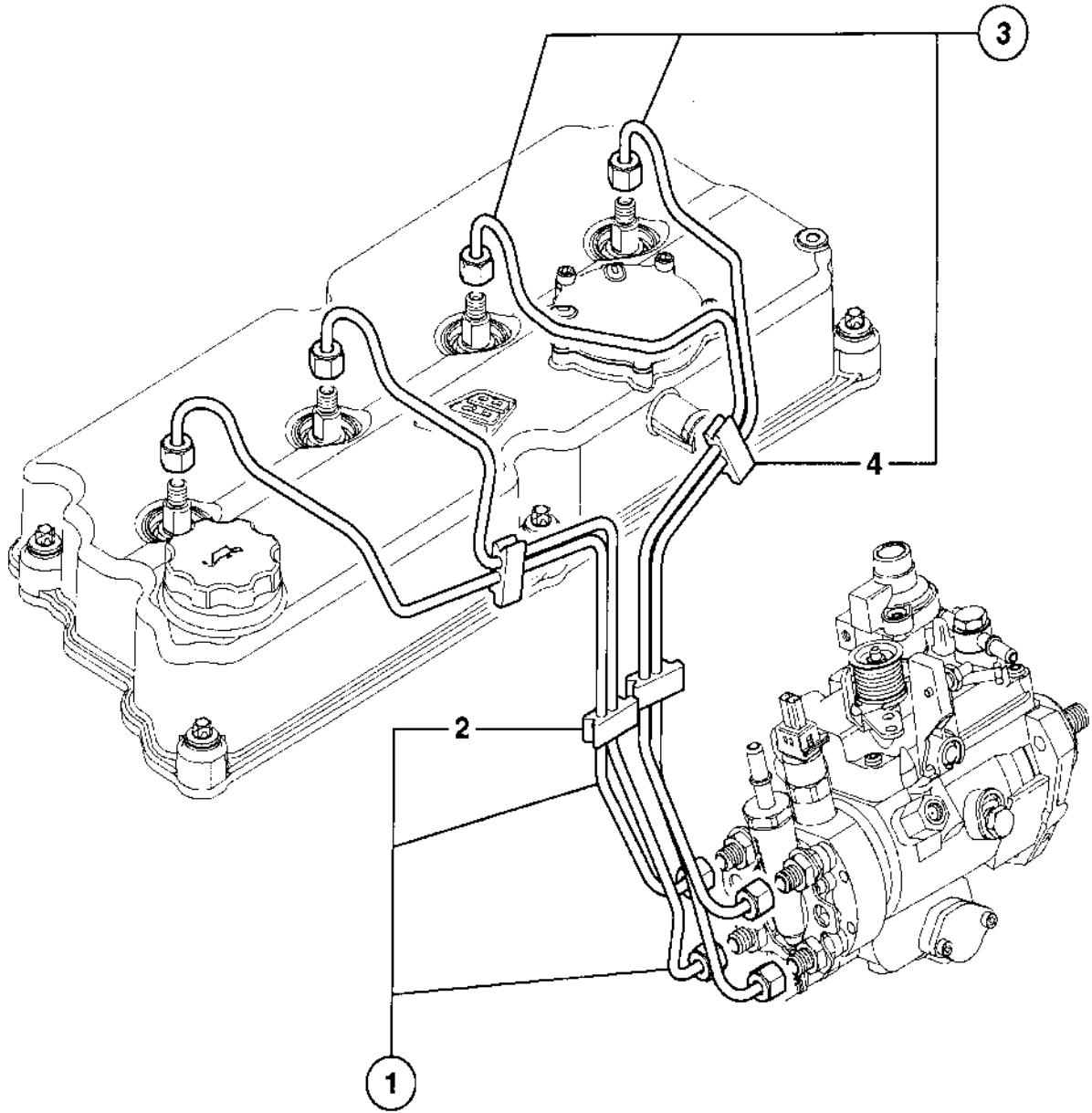
320/50003

320/50005

320/50006

320/50007

320/50011



734780

9802/2910 V12-2-3 FUEL PIPEWORK, LOW PRESSURE

Illustration

Machines

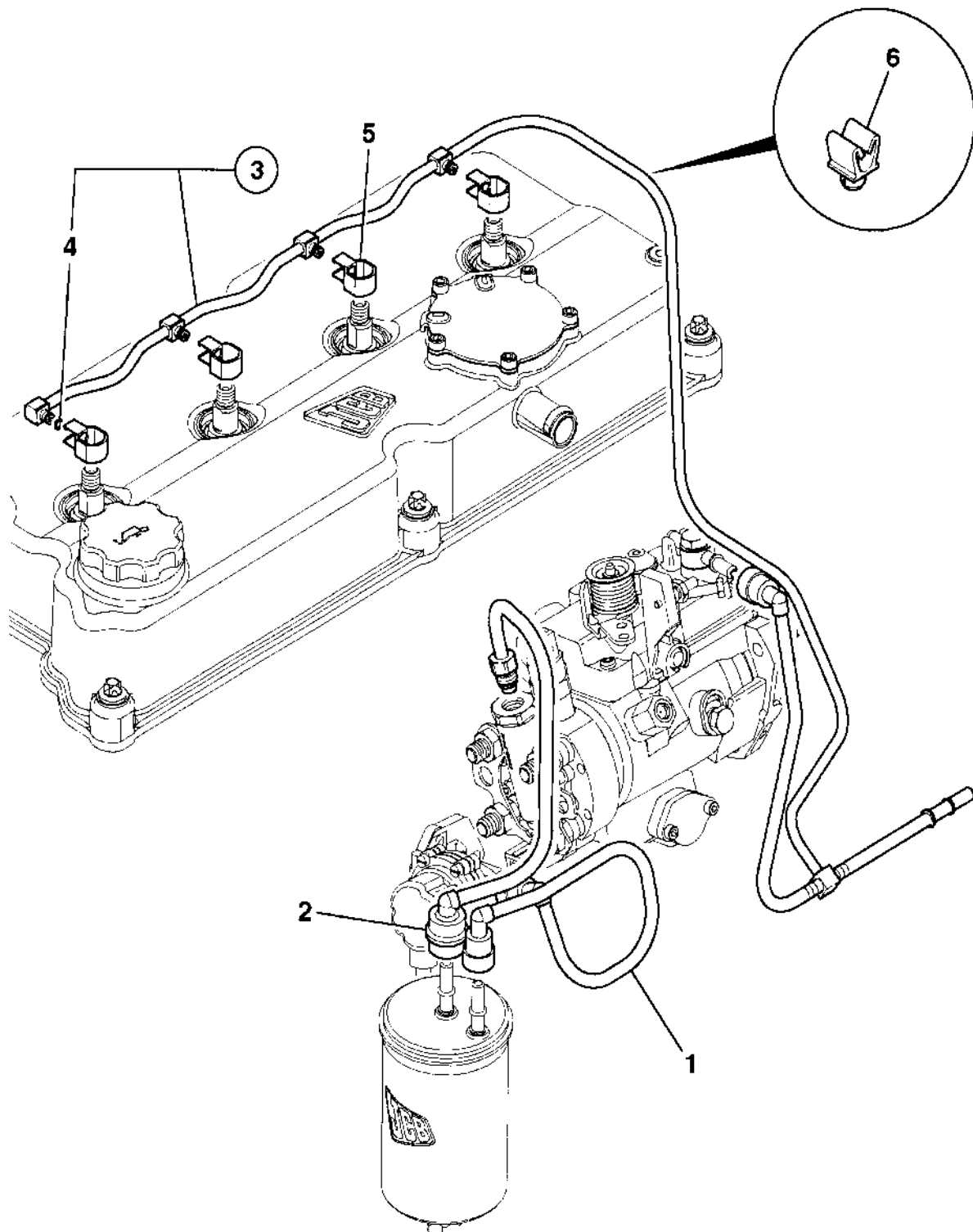
Top of catalogue

Item	Part no.	Change No.	Description	Remarks	Usage code	Qty
1	320/07059		Pipe, fuel, l/pump to f/filter			1
2	320/07087		Pipe, fuel, f/filt to f.i.p			1
3	320/07019		Pipe, assembly, fuel leak-off			1
4	320/07034		O Ring			4
5	320/07033		Ring, snap			43
6	320/07055		Clip, pipe			3

Machine groups

Details

Machine group	From serial no.	To serial no.
320/40000		
320/40002		
320/40003		
320/40004		
320/40005		
320/40030		
320/40031		
320/40057		
320/40071		
320/40072		
320/40073		
320/40075		
320/40077		
320/40078		
320/40079		
320/40080		
320/40082		
320/40087		
320/40094		
320/50001		
320/50003		
320/50005		
320/50006		
320/50007		



9802/2910 V13-1-1 FUEL INJECTOR

Illustration

Machines

Top of catalogue

Item	Part no.	Change No.	Description	Remarks	Usage code	Qty
1	320/06513		Injector, fuel, assembly - 60Kw			4
2	320/06524		:Seal, injector			1
3	320/06530		:Washer, fuel injector			1
4	320/02639		Clamp, fuel injector			4
5	320/02593		Bolt, injector clamp			4

Machine groups

Details

Machine group

From serial no.

To serial no.

320/40000

320/40002

320/40003

320/40004

320/40005

320/40030

320/40031

320/40057

320/40071

320/40072

320/40073

320/40075

320/40077

320/40078

320/40079

320/40080

320/40082

320/40087

320/40094

320/50001

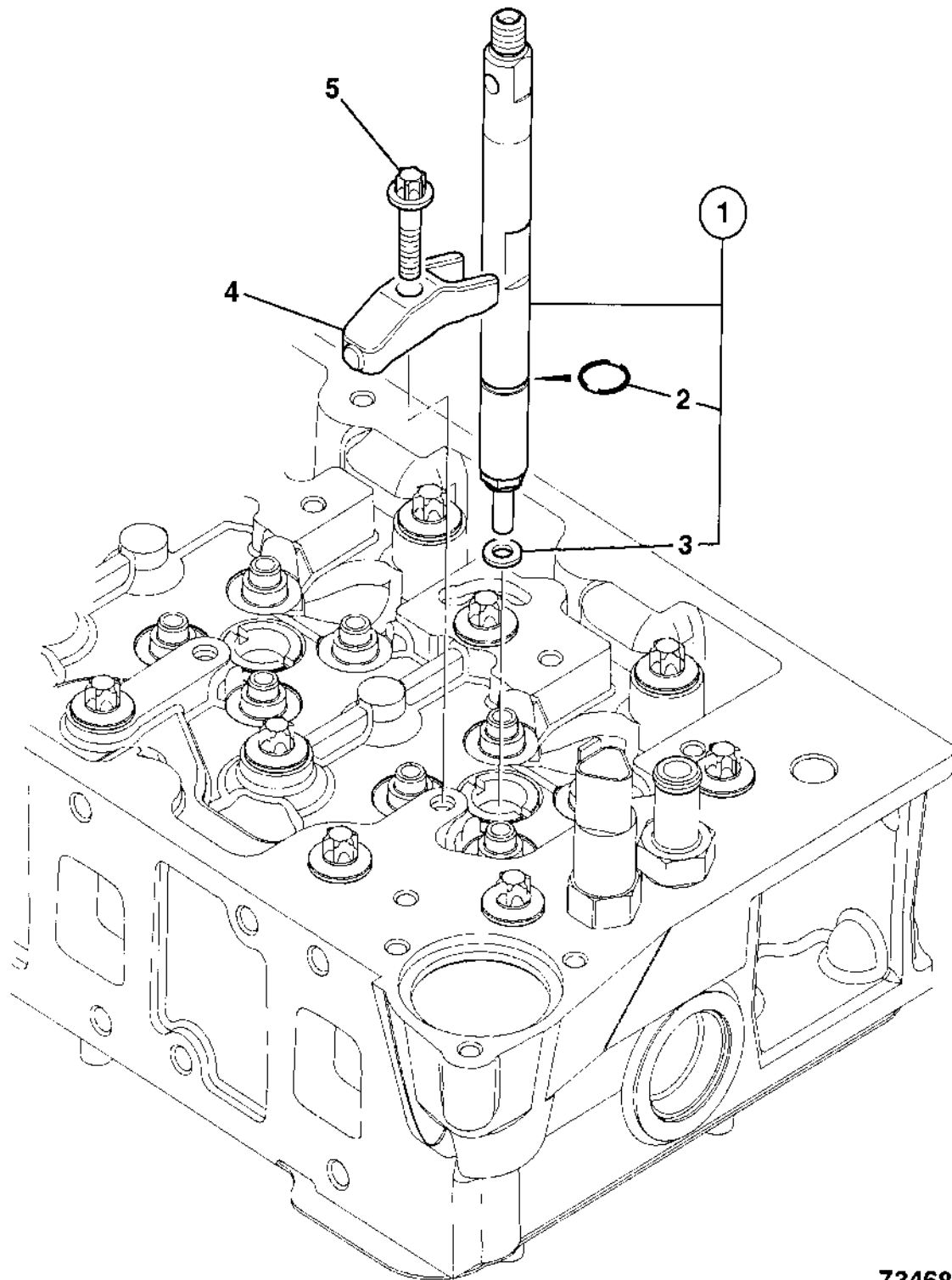
320/50003

320/50005

320/50006

320/50007

320/50011



734681

9802/2910 V14-1-1 FUEL LIFT PUMP

Illustration

Machines

Top of catalogue

Item	Part no.	Change No.	Description	Remarks	Usage code	Qty
1	320/07040		Pump, fuel lift			1
2	320/07051		O Ring			1
3	320/07056		:Rod, push, low pressure f/pump			1
4	1319/0307Z		Screw, star drive, M8 x 25			3

Machine groups

Details

Machine group

From serial no.

To serial no.

320/40000

320/40002

320/40003

320/40004

320/40005

320/40030

320/40031

320/40057

320/40071

320/40072

320/40073

320/40075

320/40077

320/40078

320/40079

320/40080

320/40082

320/40087

320/40094

320/50001

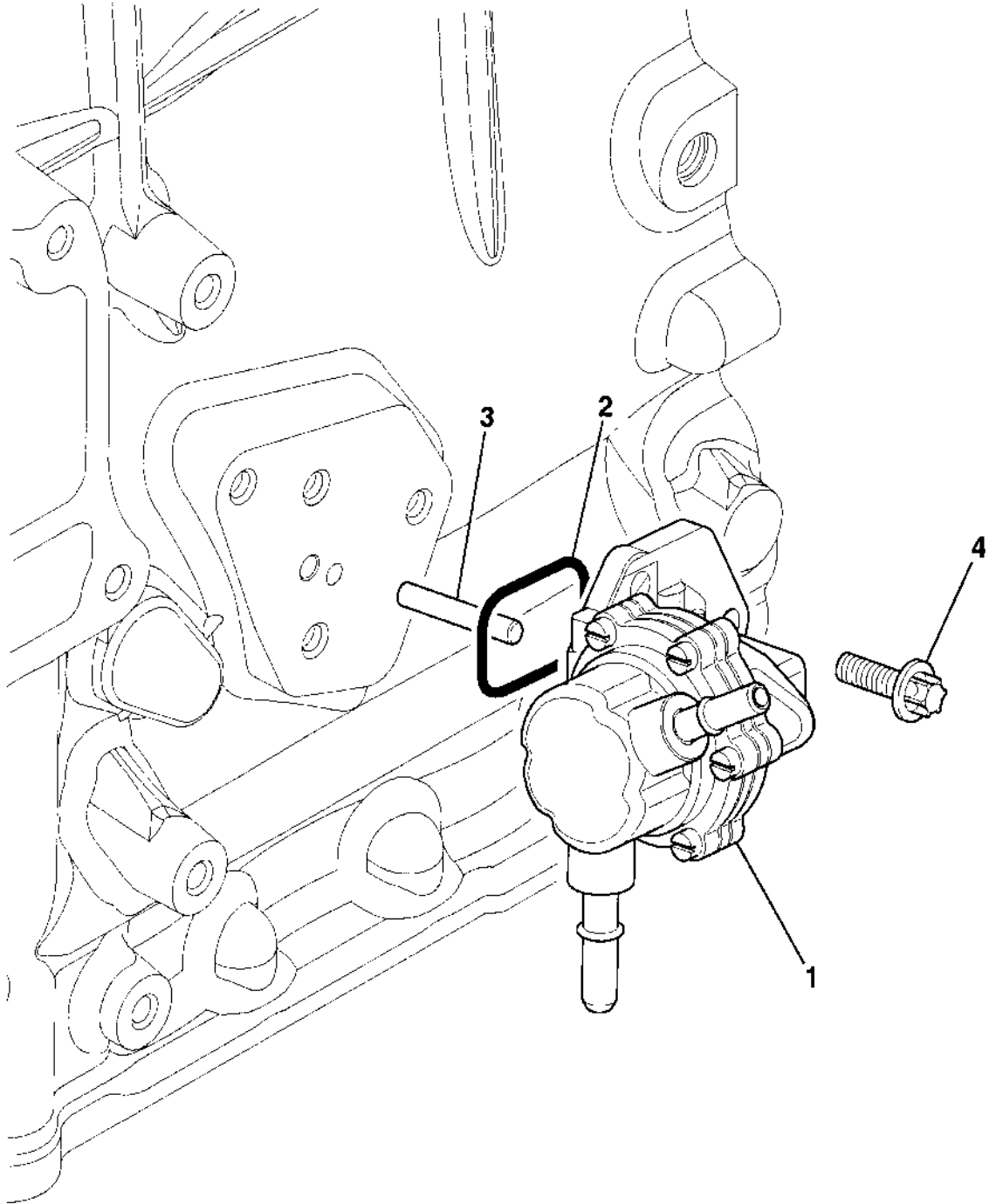
320/50003

320/50005

320/50006

320/50007

320/50011



734140

9802/2910 V15-2-2 FUEL INJECTION PUMP, 12V-63.0kW
(84.5BHP)

Illustration

Machines

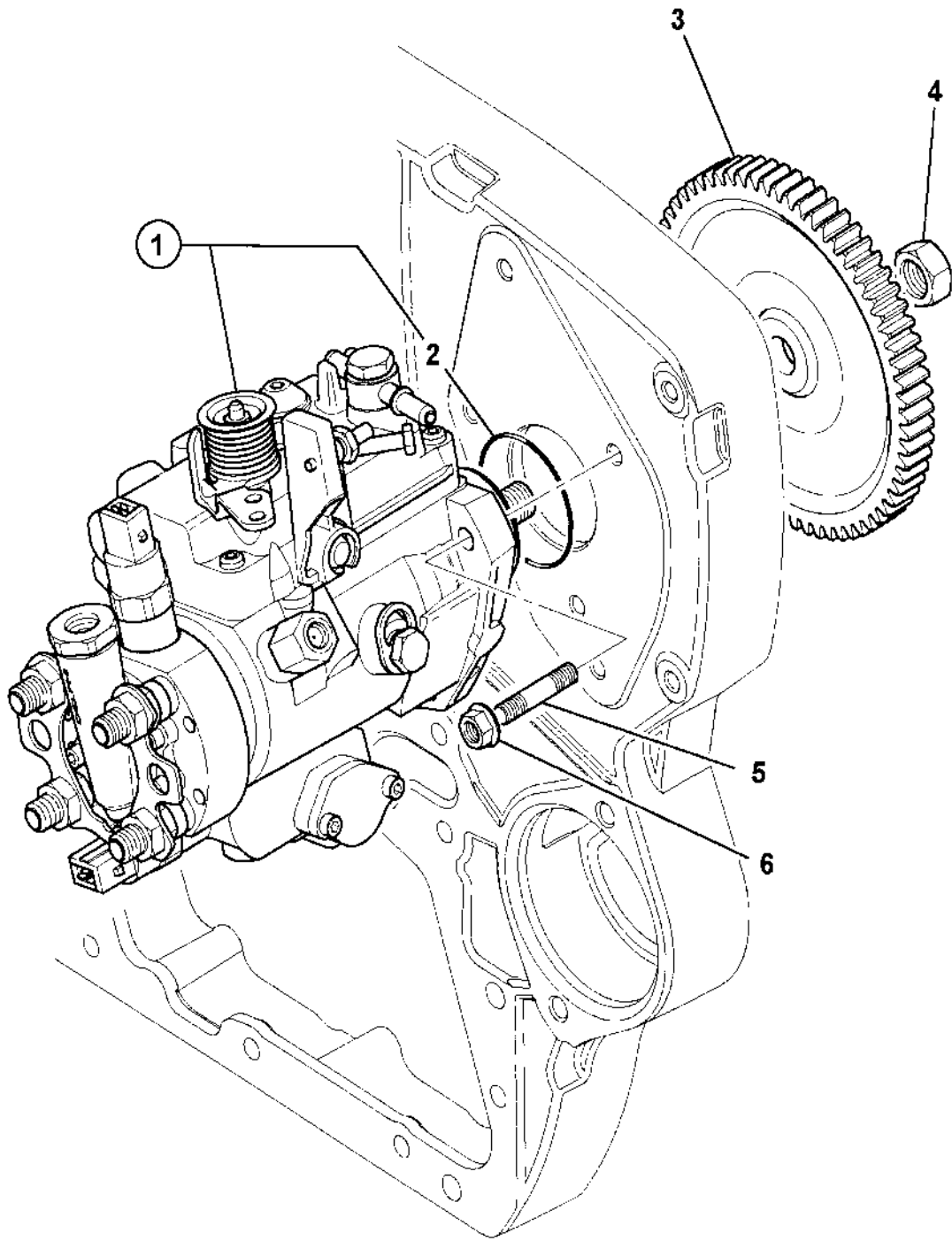
Top of catalogue

Item	Part no.	Change No.	Description	Remarks	Usage code	Qty
1	320/06601		Pump, fuel injection, 63.0kW internal PRV			1
2	320/06519		:Seal, inj/pump to t/case			1
3	320/06578		Gear, injection pump, 65T			1
4	320/06577		Nut, M14.FIP gear			1
5	320/07063		Stud, M8 X 1.25			3
6	320/06564		Nut, M8.flange head			3

Machine groups

Details

Machine group	From serial no.	To serial no.
320/40002		
320/40003		
320/40004		
320/40005		
320/40030		
320/40031		
320/40057		
320/40073		
320/40075		
320/40082		
320/40094		
320/50001		
320/50003		
320/50007		
320/50011		
320/50016		
320/50019		
320/50025		



742110

9802/2910 V15-50-1 INJECTION PUMP, SERVICE PARTS, 12VOLT

Illustration

Machines

Top of catalogue

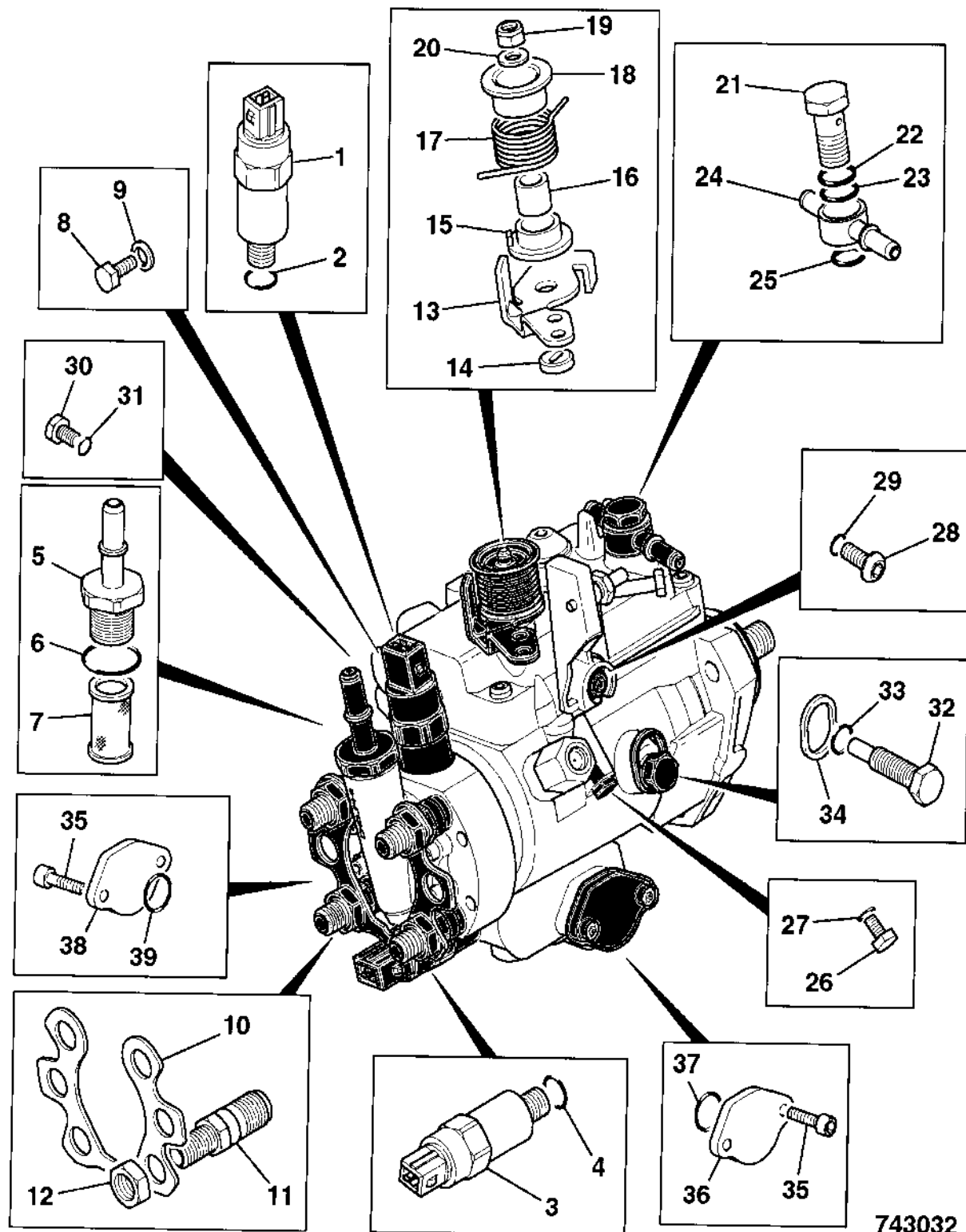
Item	Part no.	Change No.	Description	Remarks	Usage code	Qty
1	716/30255		Solenoid, fuel pump - ESOS, cold start advance			1
2	17/110701		Ring, seal			1
3	716/30255		Solenoid, fuel pump - ESOS, cold start advance			1
4	17/110701		Ring, seal			1
5	17/922429		Connector, inlet			1
6	17/922402		O Ring			1
7	N.S.P		None serviced part			1
8	17/922412		Screw, governor cover			1
9	17/922411		Washer, sealing			1
10	17/922415		Plate, clamping			1
11	17/108701		Connector, fuel pressure			4
12	17/922416		Nut			4
13	17/922426		Lever, throttle			1
14	17/105222		Washer, cup			1
15	17/108709		Bush, flanged			1
16	17/108710		Bush			1
17	17/110903		Spring, return lever			1
18	17/110904		Guide, spring			1
19	17/108715		Nut, lock			1
20	17/922409		Washer			1
21	17/922428		Adapter, leakback			1
22	17/922404		O Ring			1
23	17/922403		O Ring			1
24	17/922427		Pipe, fuel leakback			1
25	17/922407		Seal, washer			1
26	17/922408		Screw, governor cover			1
27	17/922403		O Ring			1
28	17/922423		Plug, blanking			1
29	17/922422		Washer			1
30	17/922418		Bolt			1
31	17/922419		O Ring			1
32	17/922420		Screw			1
33	17/922404		O Ring			1
34	17/922421		Washer			1
35	17/922431		Screw			4

38	17/922440		Plate, advance cover			1
39	17/922441		O Ring			1

Machine groups

Details

Machine group	From serial no.	To serial no.
320/40000		
320/40002		
320/40003		
320/40004		
320/40005		
320/40030		
320/40031		
320/40057		
320/40073		
320/40075		
320/40082		
320/40087		
320/40094		
320/50001		
320/50003		
320/50007		
320/50016		
320/50019		
320/50025		



743032

9802/2910 V16-1-1 WATER PUMP

Illustration

Machines

Top of catalogue

Item	Part no.	Change No.	Description	Remarks	Usage code	Qty
1	320/04542		Pump, water, assembly			1
2	320/04510		:Gasket, water pump			1
3	320/04514		Screw, pan head, M8 x 25			4

Machine groups

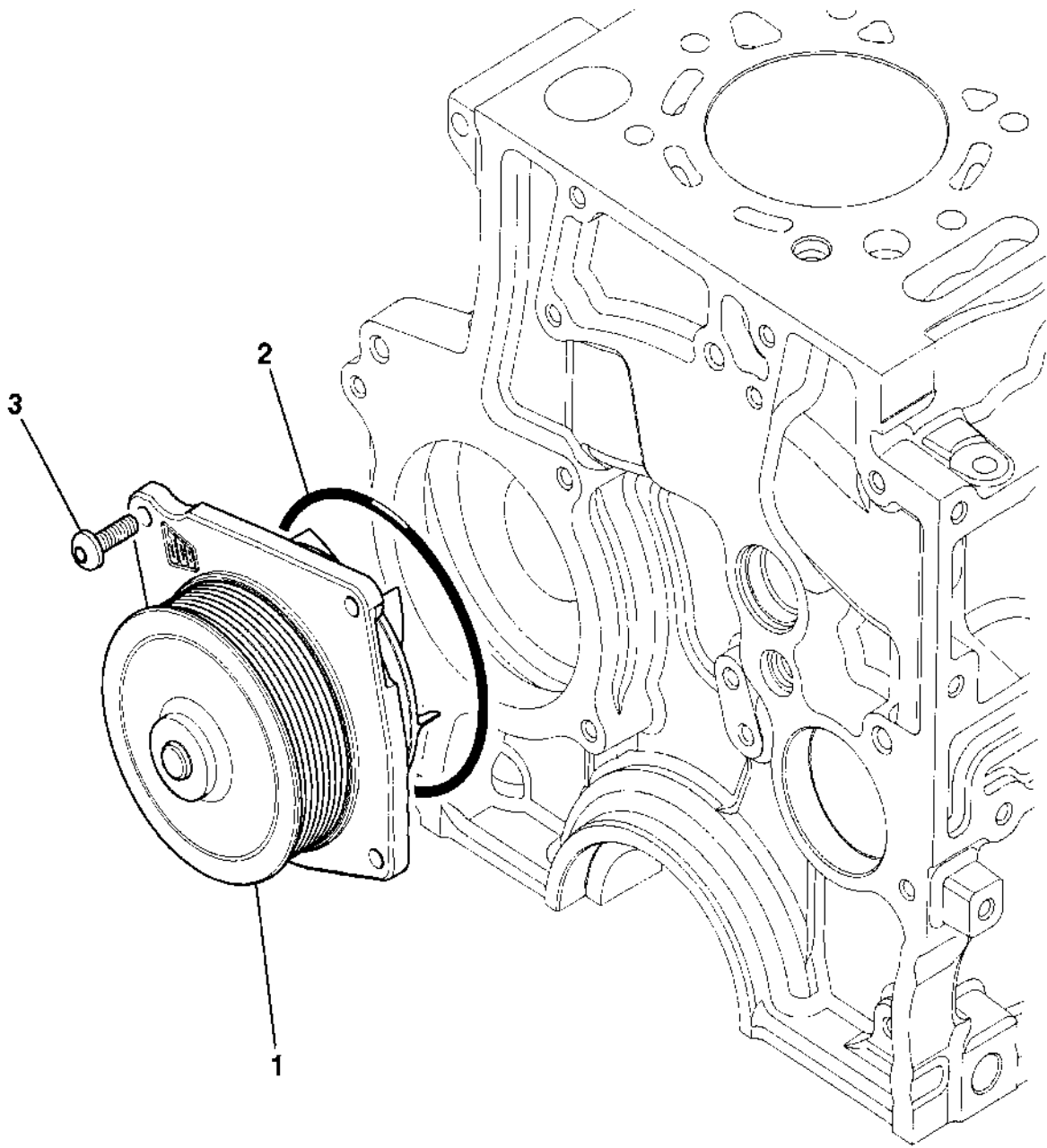
Details

Machine group

From serial no.

To serial no.

320/40000
 320/40002
 320/40003
 320/40004
 320/40005
 320/40030
 320/40031
 320/40057
 320/40071
 320/40072
 320/40073
 320/40075
 320/40077
 320/40078
 320/40079
 320/40080
 320/40082
 320/40087
 320/40094
 320/50001
 320/50003
 320/50005
 320/50006
 320/50007
 320/50011
 320/50016
 320/50019



734450

9802/2910 V17-1-1 WATER INLET, CONNECTOR

Illustration

Machines

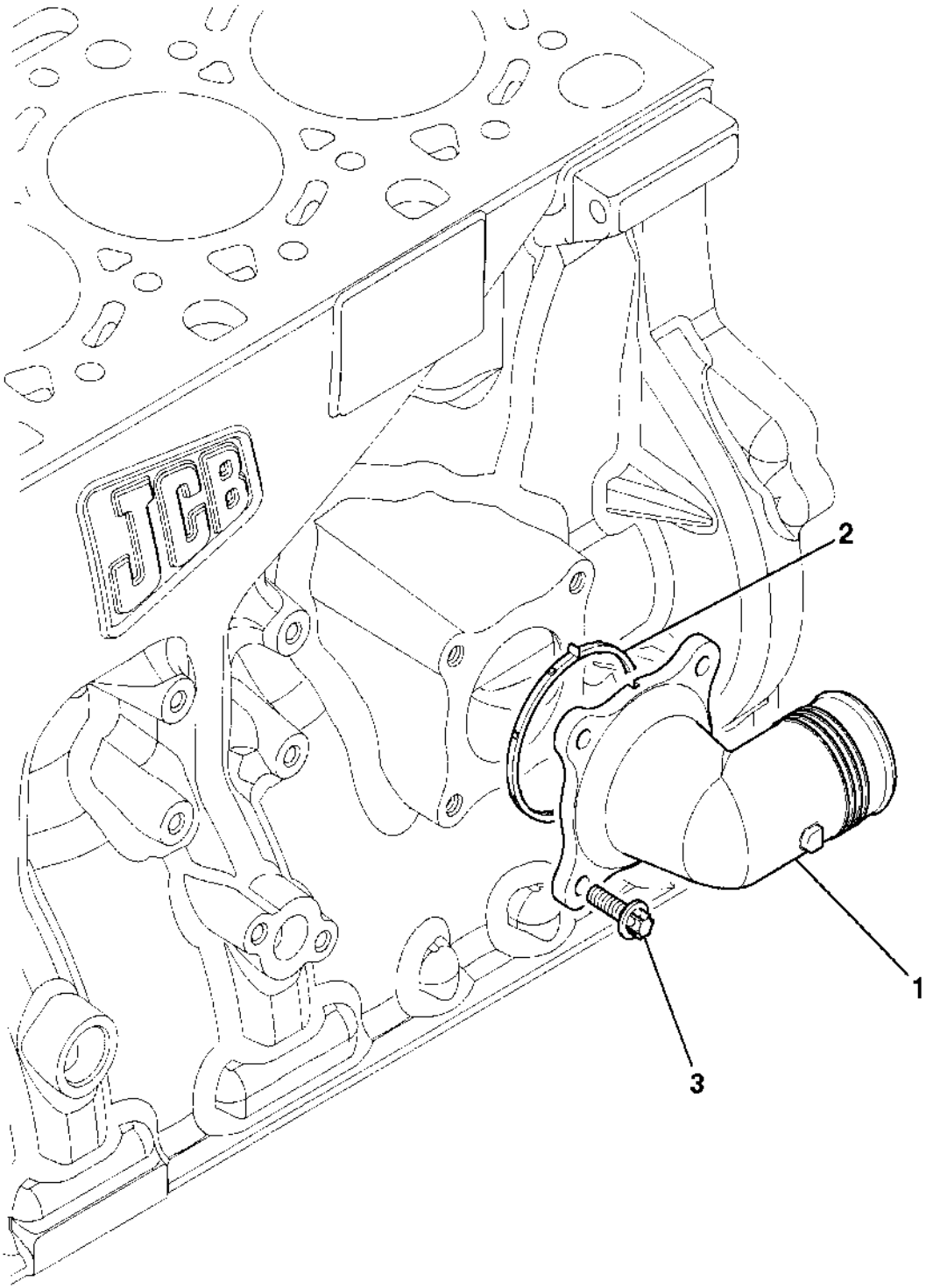
Top of catalogue

Item	Part no.	Change No.	Description	Remarks	Usage code	Qty
1	320/04547		Connector, water inlet, assembly			1
2	320/04501		Gasket, water inlet pipe			1
3	1319/0305Z		Screw, star drive, M8 x 20			4

Machine groups

Details

Machine group	From serial no.	To serial no.
320/40000		
320/40002		
320/40003		
320/40004		
320/40030		
320/40031		
320/40057		
320/40071		
320/40072		
320/40073		
320/40075		
320/40077		
320/40078		
320/40079		
320/40080		
320/40082		
320/40087		
320/40094		
320/50001		
320/50003		
320/50005		
320/50006		
320/50007		
320/50011		
320/50016		
320/50019		



734850

9802/2910 V18-1-1 THERMOSTAT & HOUSING

Illustration

Machines

Top of catalogue

Item	Part no.	Change No.	Description	Remarks	Usage code	Qty
1	320/04540		Housing, thermostat			1
2	320/04552		Thermostat, assembly			1
3	320/04543		:Seal, C			1
4	1316/0305Z		Bolt, high tensile			3

Machine groups

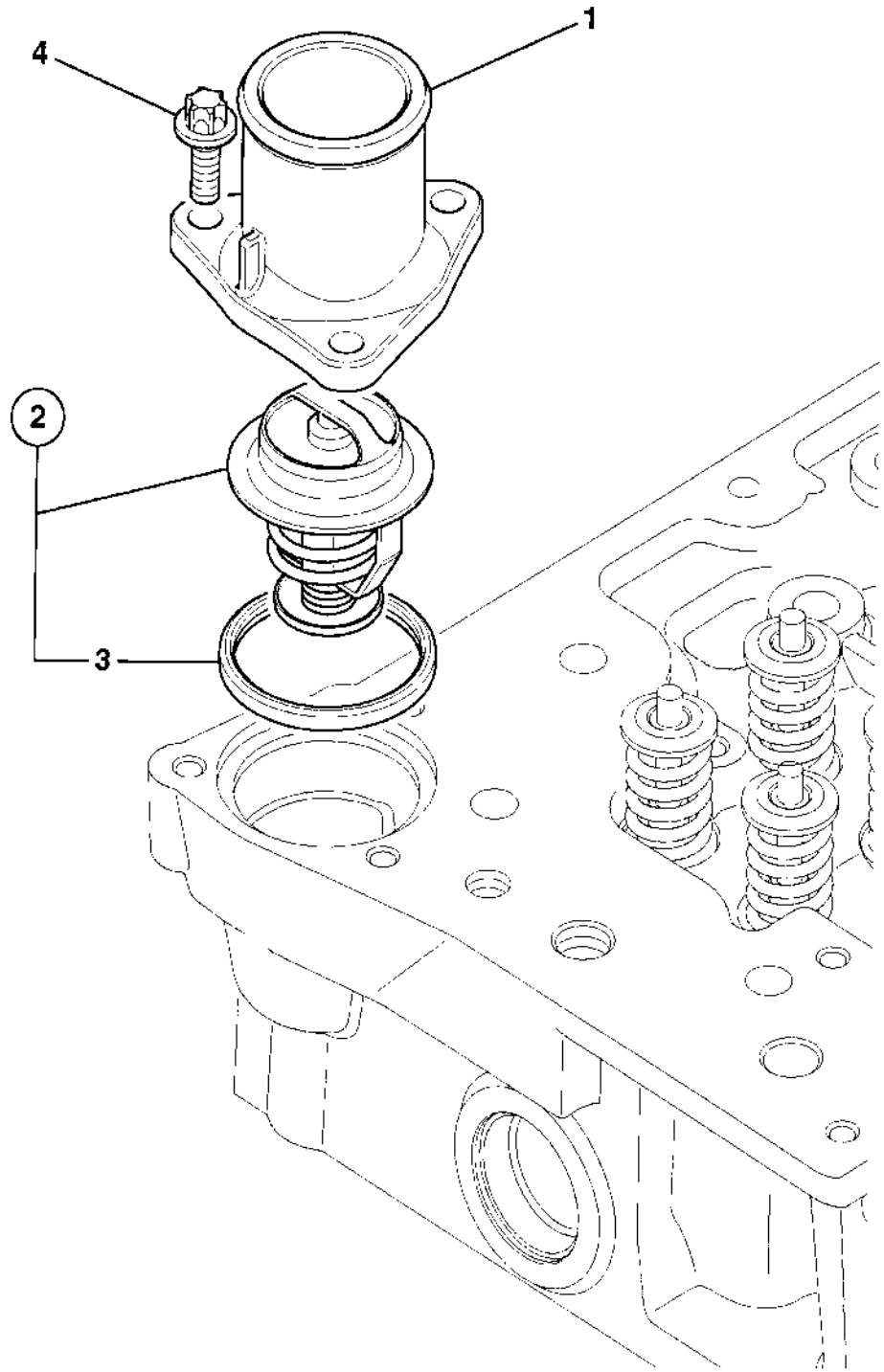
Details

Machine group

From serial no.

To serial no.

320/40000
 320/40002
 320/40003
 320/40004
 320/40005
 320/40030
 320/40031
 320/40057
 320/40071
 320/40072
 320/40073
 320/40075
 320/40077
 320/40078
 320/40079
 320/40080
 320/40082
 320/40087
 320/40094
 320/50001
 320/50003
 320/50005
 320/50006
 320/50007
 320/50011
 320/50016



734340

9802/2910 V19-11-1 COVER, INJECTOR SEAL

Illustration

Machines

Top of catalogue

Item	Part no.	Change No.	Description	Remarks	Usage code	Qty
1	320/07616		Cover, injector seal			1
2	320/07617		Insert, injector seal cover			4

Machine groups

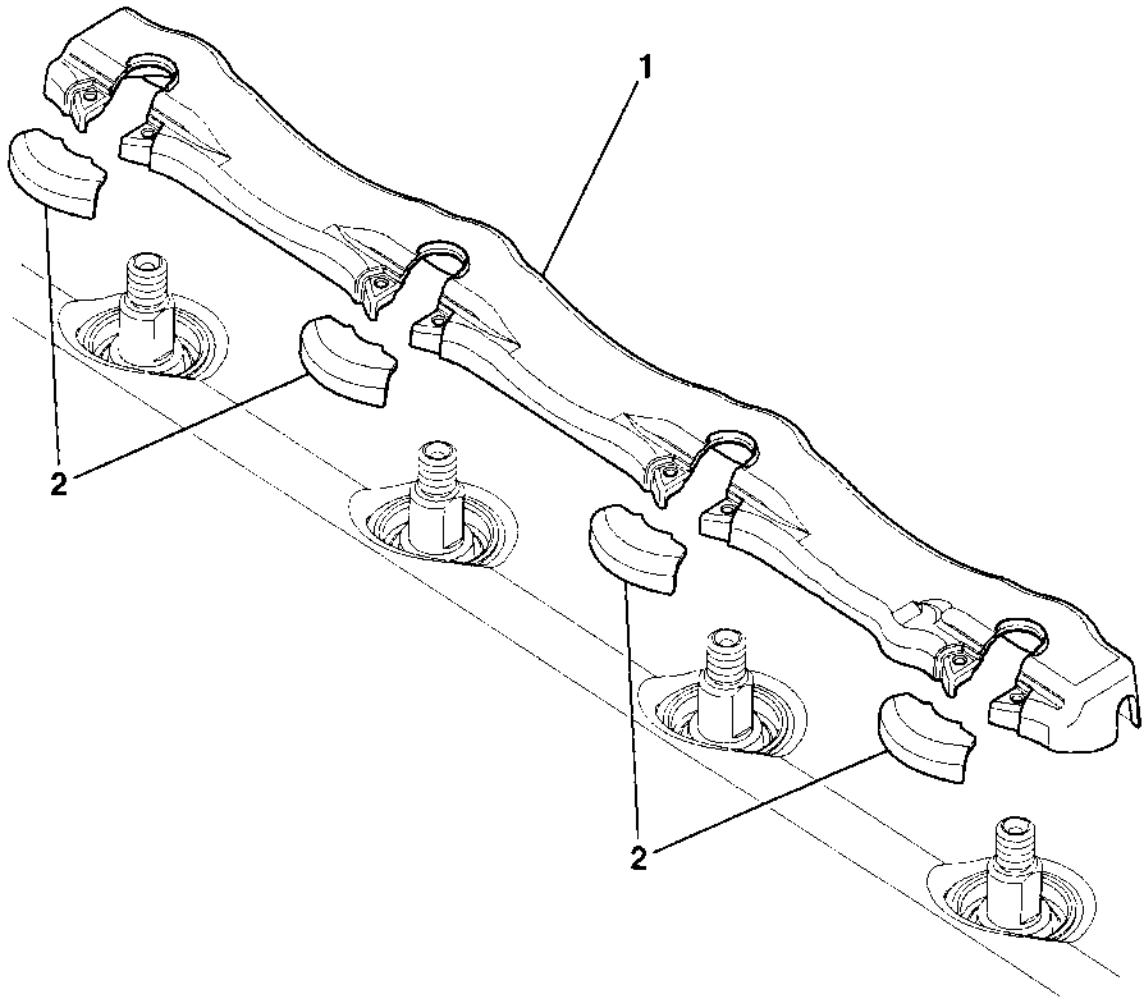
Details

Machine group

From serial no.

To serial no.

320/40000
 320/40002
 320/40003
 320/40004
 320/40005
 320/40030
 320/40031
 320/40057
 320/40071
 320/40072
 320/40073
 320/40075
 320/40077
 320/40078
 320/40079
 320/40080
 320/40082
 320/40087
 320/40094
 320/50001
 320/50003
 320/50005
 320/50006
 320/50007
 320/50011
 320/50016
 320/50019
 320/50025



741200

9802/2910 V19-2-1 ROCKER COVER

Illustration

Machines

Top of catalogue

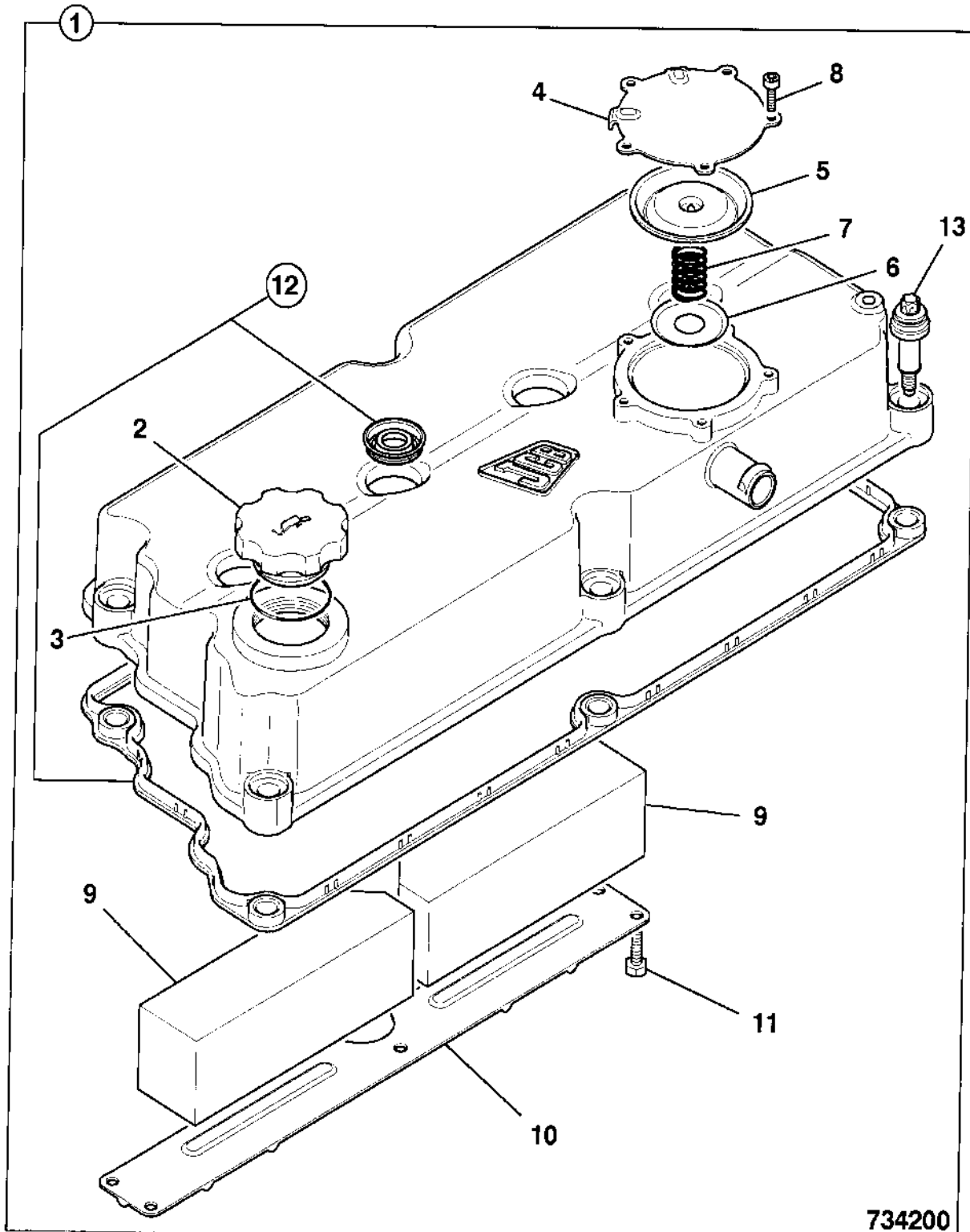
Item	Part no.	Change No.	Description	Remarks	Usage code	Qty
1	320/07630		Cover, rocker assembly			1
2	320/04090		:Cap, oil filler, assembly			1
3	320/04092		::O Ring, oil filler cap			1
4	320/07602		:Cover, Diaphragm Valve			1
5	320/07606		:Diaphragm, CCV			1
6	320/07578		:Plate, spring support			1
7	320/07573		:Spring, CCV Valve			1
8	320/07613		:Screw, pan head, M6 x 12			5
9	320/07632		:Filter, CCV mesh			2
10	320/07611		:Cover, gauze filter			1
11	826/11362		:Screw, flange head, M6x16			5
12	320/09200		:Kit-seal, rocker cover			1
13	320/07615		:Bolt, isolated			6

Machine groups

Details

Machine group	From serial no.	To serial no.
320/40000		
320/40002		
320/40003		
320/40004	U0289405	
320/40005		
320/40030		
320/40031		
320/40057		
320/40071		
320/40072		
320/40073		
320/40075		
320/40077		
320/40078		
320/40079		
320/40080		
320/40082		

320/50001
320/50003
320/50005
320/50006
320/50007
320/50011
320/50016
320/50019
320/50025



734200

9802/2910 V20-2-1 ROCKER SHAFT, ASSEMBLY

Illustration

Machines

Top of catalogue

Item	Part no.	Change No.	Description	Remarks	Usage code	Qty
1	320/03667		Shaft, rocker assembly			1
2	320/03617		:Shaft, rocker			1
3	320/03650		:Arm, exhaust rocker, TIER 3			4
4	320/03653		:Arm, inlet rocker, TIER 3			4
5	320/03523		:Washer, spring			4
6	320/03622		:Pedestal, rocker			7
7	320/03644		:Pedestal, rocker oil feed			1
8	320/03602		:Bolt, M8 x 55			7
9	1319/3316Z		:Screw, star drive, M8 x 70			1
10	320/03666		Adjuster, valve lash			8
11	320/03632		Piece, bridge			8

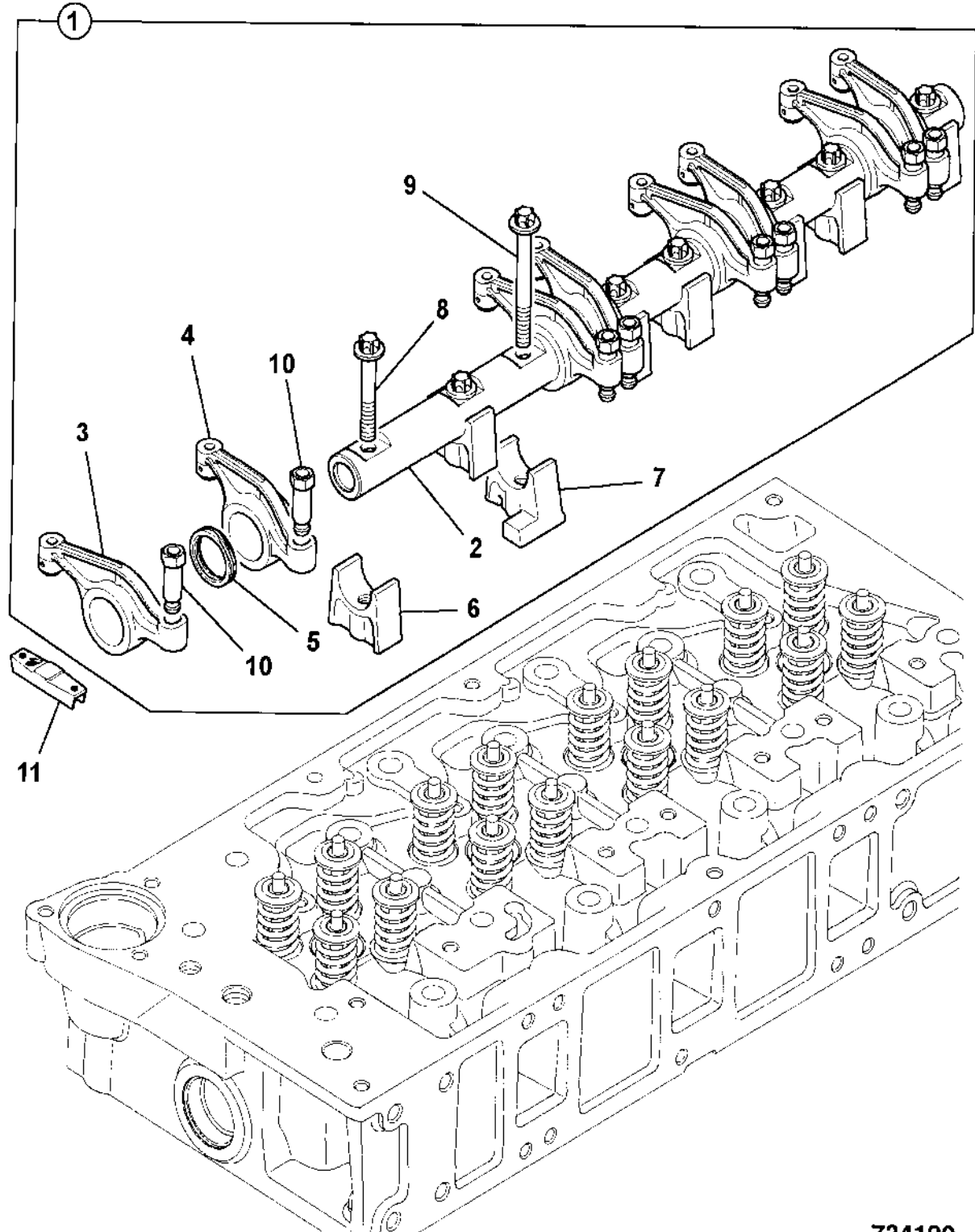
Machine groups

Details

Machine group	From serial no.	To serial no.
320/40000	U0613406	
320/40002	U0613406	
320/40003	U0613406	
320/40004	U0613406	
320/40005	U0613406	
320/40030	U0613406	
320/40031	U0613406	
320/40057	U0613406	
320/40071	U0613406	
320/40072	U0613406	
320/40073	U0613406	
320/40075	U0613406	
320/40077	U0613406	
320/40078	U0613406	
320/40079	U0613406	
320/40080	U0613406	
320/40082	U0613406	
320/40087	U0613406	
320/40094	U0613406	

320/50005
320/50006
320/50007
320/50011
320/50016
320/50019
320/50025

U0613406
U0613406
U0613406
U0613406
U0613406
U0613406
U0613406



9802/2910 V21-1-1 VALVE TAPPETS & PUSH, -RODS

Illustration

Machines

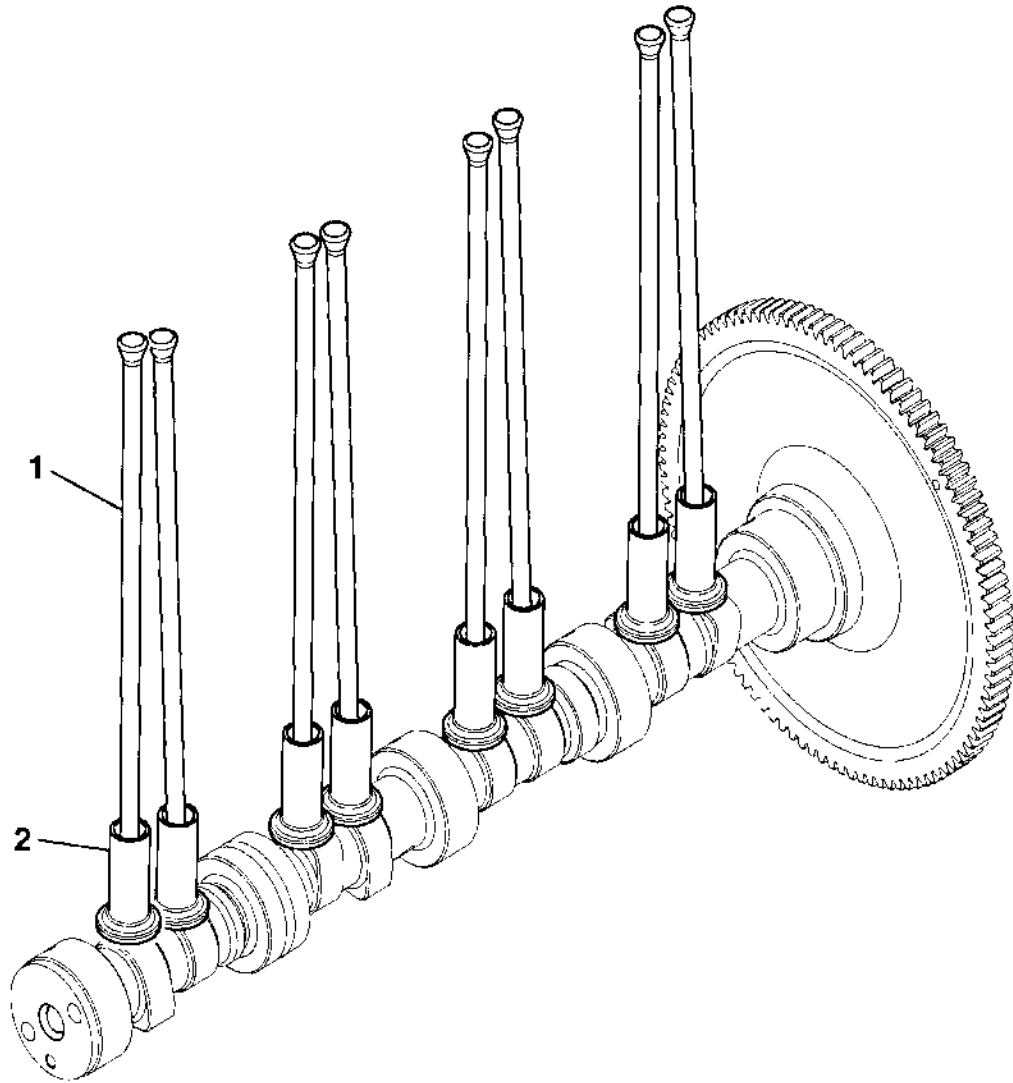
Top of catalogue

Item	Part no.	Change No.	Description	Remarks	Usage code	Qty
1	320/03515		Rod, push			8
2	320/03524		Tappet, valve			8

Machine groups

Details

Machine group	From serial no.	To serial no.
320/40000		
320/40002		
320/40003		
320/40004		
320/40005		
320/40030		
320/40031		
320/40057		
320/40071		
320/40072		
320/40073		
320/40075		
320/40077		
320/40078		
320/40079		
320/40080		
320/40082		
320/40087		
320/40094		
320/50001		
320/50003		
320/50005		
320/50006		
320/50007		
320/50011		
320/50016		
320/50019		
320/50025		



734350

9802/2910 V29-3-1 OIL COOLER

Illustration

Machines

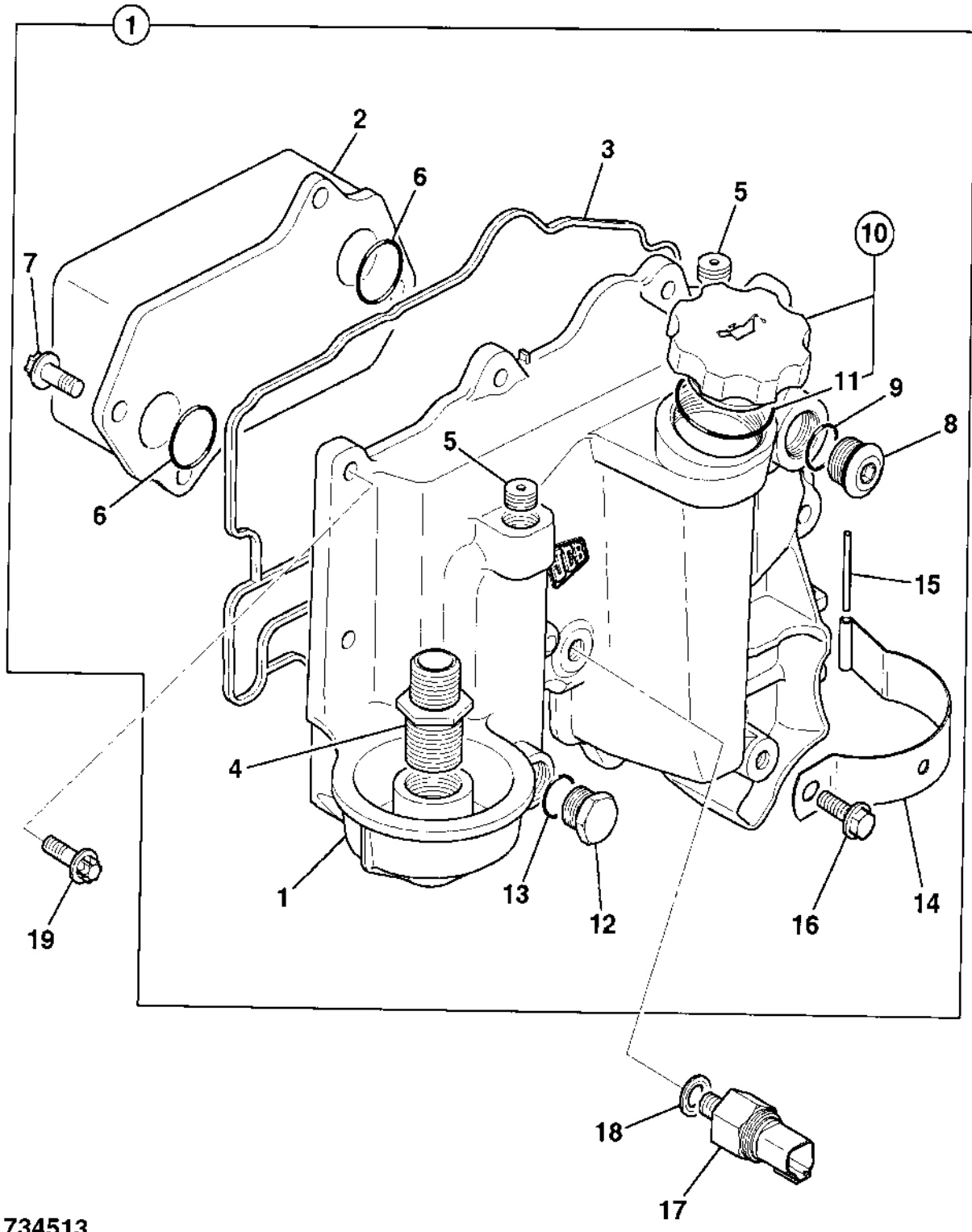
Top of catalogue

Item	Part no.	Change No.	Description	Remarks	Usage code	Qty
1	320/04137		Cooler, oil assembly, 3 plate			1
2	320/04136		:Element, oil cooler, 3 plate			1
3	320/04113		:Gasket, oil cooler cover			1
4	320/04154	toE.TBA	:Insert, threaded, M22 x 1"-12unf			1
5	320/04042	toE.TBA	:Plug, beta			2
	320/00805		:Plug, core, d=16mm			2
6	320/04040	toE.TBA	:O Ring			2
	320/00834		:Seal, 243, threadlocker			A/R
7	1317/3305Z		:Bolt, flange head, M8 x 20 lg			4
8	320/04078		:Plug, ZL M22 x 1.5			1
9	320/04179		::O Ring			1
10	320/04090		:Cap, oil filler, assembly			1
11	320/04092		::O Ring, oil filler cap			1
12	320/04178		:Plug, drain M22-1.5			1
13	320/04179		::O Ring			1
14	320/04114		:Retainer, fuel filter			1
15	2102/0407		:Pin, tension			1
16	1317/3305Z		:Bolt, flange head, M8 x 20 lg			1
17	320/04046		Switch, engine oil pressure			1
18	320/04057		Seal, bonded			1
19	1319/0307Z		Screw, star drive, M8 x 25			11

Machine groups

Details

Machine group	From serial no.	To serial no.
320/40000	U0311106	
320/40004	U0311106	
320/40005	U0311106	
320/40031	U0311106	
320/40057	U0311106	
320/40073	U0311106	
320/40075	U0311106	



734513

9802/2910 V25-2-1 INDUCTION MANIFOLD

Illustration

Machines

Top of catalogue

Item	Part no.	Change No.	Description	Remarks	Usage code	Qty
1	320/05562		Manifold, air indction			1
2	320/05550		Gasket, inlet manifold			1
3	1319/0307Z		Screw, star drive, M8 x 25			8
4	320/05511		Plate, blanking, intake heater			1
5	320/05512		Gasket, intake heater			1
6	1319/0307Z		Screw, star drive, M8 x 25			2
7	320/05564		Hose, oil breather			1
8	320/05565		Clip, hose			2

Machine groups

Details

Machine group

From serial no.

To serial no.

320/40000

320/40002

320/40003

320/40004

320/40005

320/40030

320/40031

320/40057

320/40071

320/40072

320/40073

320/40075

320/40077

320/40078

320/40079

320/40080

320/40082

320/40094

320/50001

320/50003

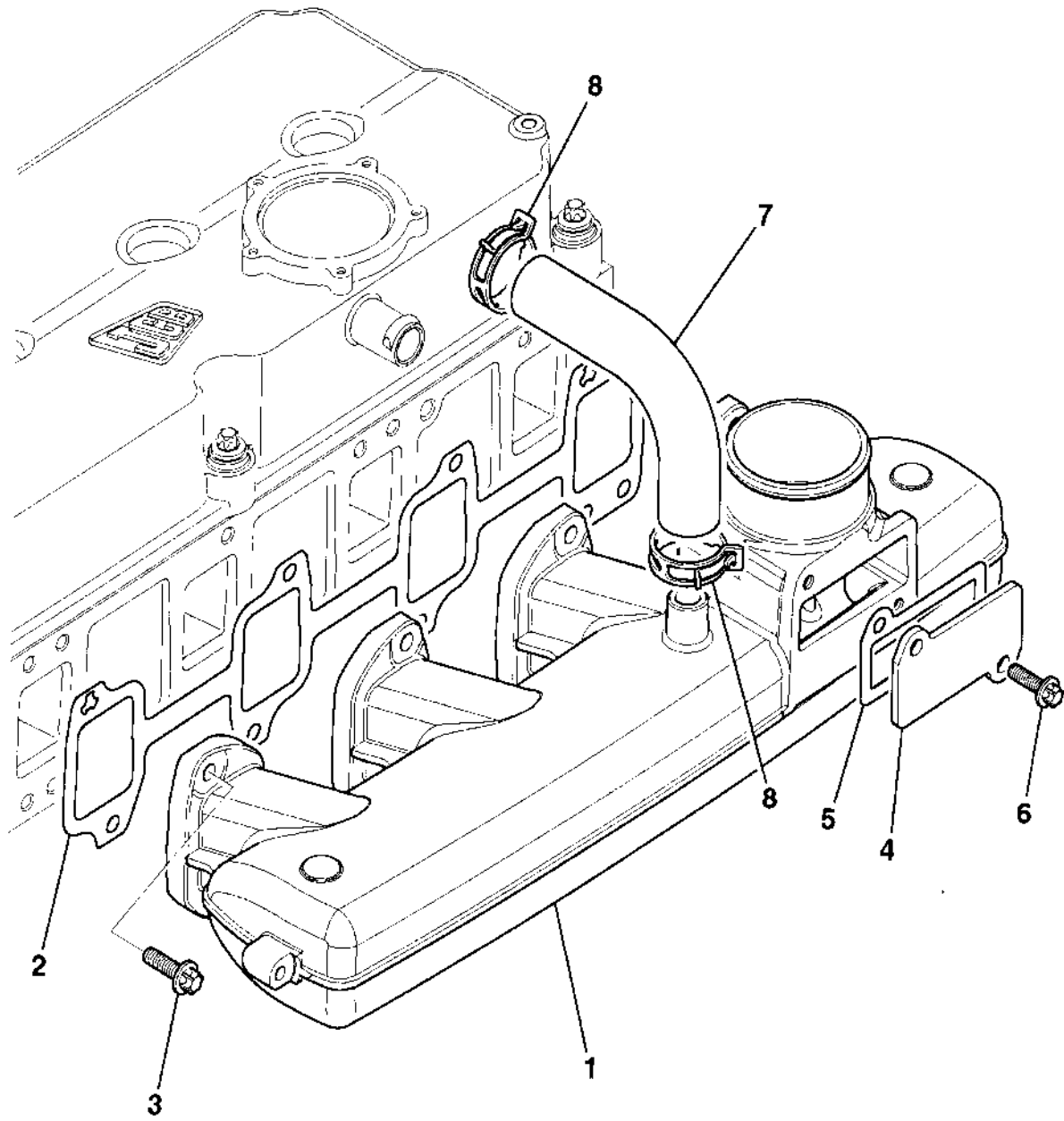
320/50005

320:50011

320:50016

320:50019

320:50025



741320

9802/2910 V26-2-1 EXHAUST MANIFOLD

Illustration

Machines

Top of catalogue

Item	Part no.	Change No.	Description	Remarks	Usage code	Qty
1	320/06020		Manifold, exhaust			1
2	320/06004		Gasket, exhaust manifold			1
3	320/06045		Bolt, M1 x 57			8
4	320/07063		Stud, M8 X 1.25			4

Machine groups

Details

Machine group From serial no. To serial no.

320/40000

320/40002

320/40003

320/40004

U0363005

320/40005

320/40030

320/40031

320/40057

320/40071

320/40072

320/40073

320/40075

320/40077

320/40078

320/40079

320/40080

320/40082

320/40087

320/40094

320/50001

320/50003

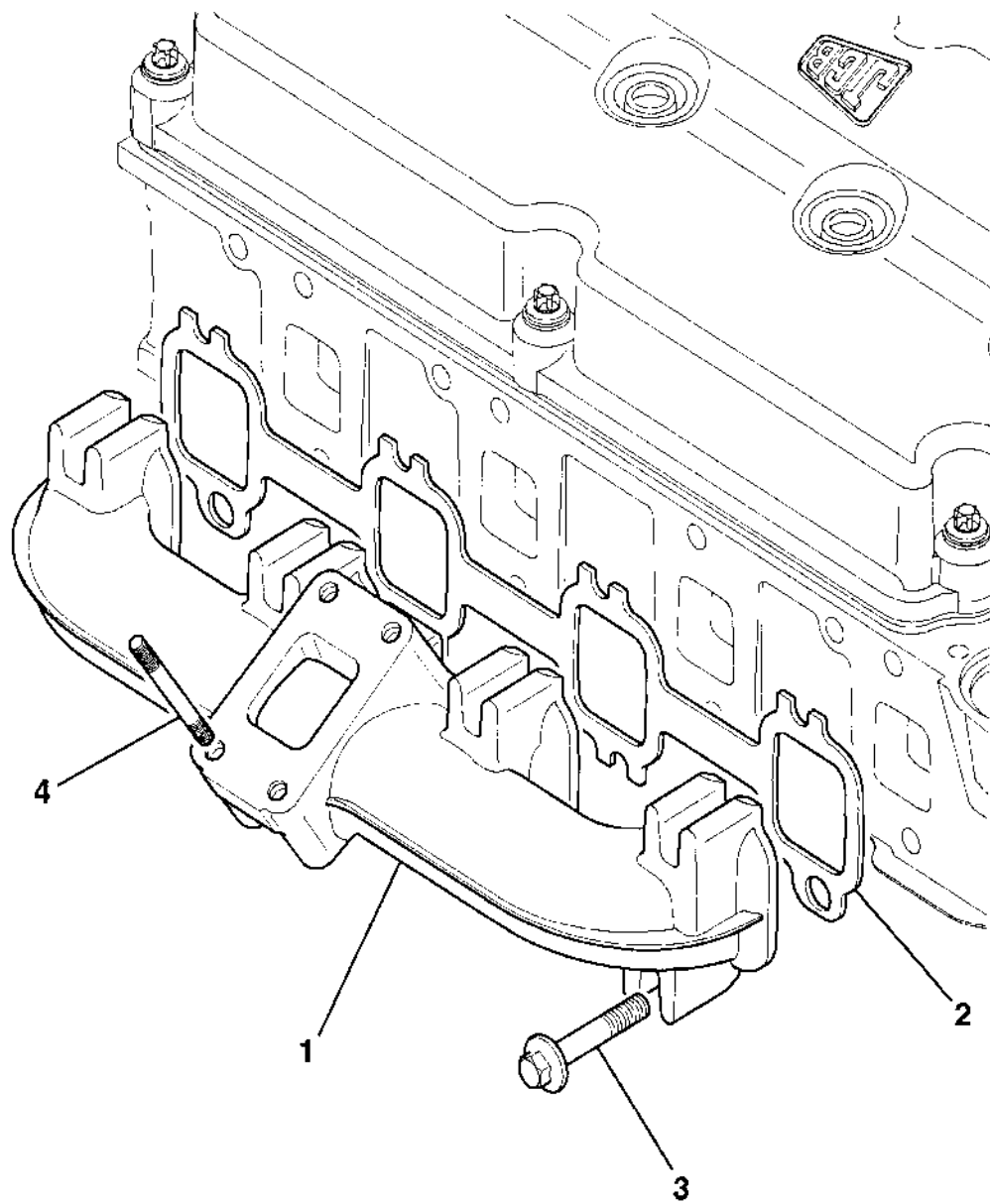
320/50005

320/50006

320/50007

320/50011

320/50016



734431

9802/2910 V27-1-1 CYLINDER HEAD, ASSEMBLY

Illustration

Machines

Top of catalogue

Item	Part no.	Change No.	Description	Remarks	Usage code	Qty
1	320/09225		Head, cylinder, assembly NA/TC			1
2	320/02594		:Seat, valve inlet			8
3	320/02596		:Seat, exhaust valve			8
4	320/03612		:Valve, inlet			8
5	320/03616		:Valve, exhaust			8
6	320/03531		:Spring, valve			16
7	320/03533		:Seal, valve stem			16
8	320/03565		:Retainer, valve spring			16
9	320/03528		:Valve, cotter			16
10	320/02611		:Sleeve, injector			4
11	320/02595		:O Ring, injector			4
12	320/00803		:Plug, core, d=40mm			2
13	320/00834		:Seal, 243, threadlocker	HEALTH and SAFETY WARNING		A/R
14	320/00828		:Sealant, 620	See Note 1		A/R
15	320/00829		:Lubricant, o ring, P80	See Note 1		A/R
16	320/02608		Gasket, cylinder head			1
17	320/02521		Bolt, cylinder head, M12 x 140mm			18
18	320/04545		Switch, temperature sender			1
19	320/04521		Seal, bonded			1
20	320/04546		Connector, water outlet			1
21	320/04551		Washer, bonded seal			1
22	816/90783		Plug, M16	Heaterless Builds Only		1
23	1406/0015		Washer, seal	Used Only with item 22		1

Machine groups

Details

Machine group

From serial no.

To serial no.

320/40000

320/40002

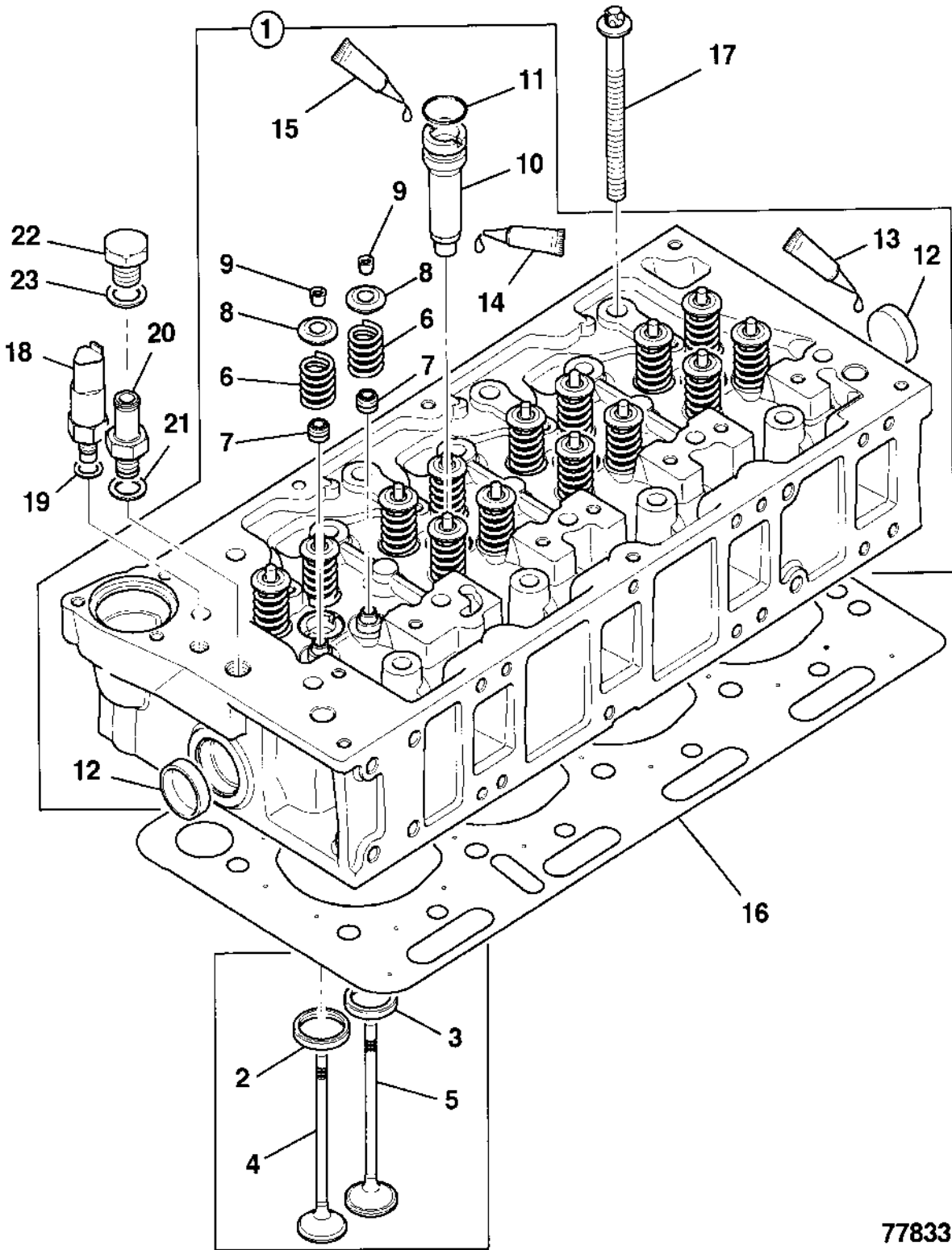
U02589905

320/40003

U02589905

320/40004

U02589905



778330

9802/2910 V28-1-1 BRACKETS, ENGINE LIFTING

Illustration

Machines

Top of catalogue

Item	Part no.	Change No.	Description	Remarks	Usage code	Qty
1	320/09020		Bracket, engine lifting			2
2	1319/0408Z		Screw, star drive, M10 x 30			4

Machine groups

Details

Machine group

From serial no.

To serial no.

320/40000

320/40002

320/40003

320/40004

320/40005

320/40030

320/40031

320/40057

320/40071

320/40072

320/40073

320/40075

320/40077

320/40078

320/40079

320/40080

320/40082

320/40087

320/40094

320/50001

320/50003

320/50005

320/50006

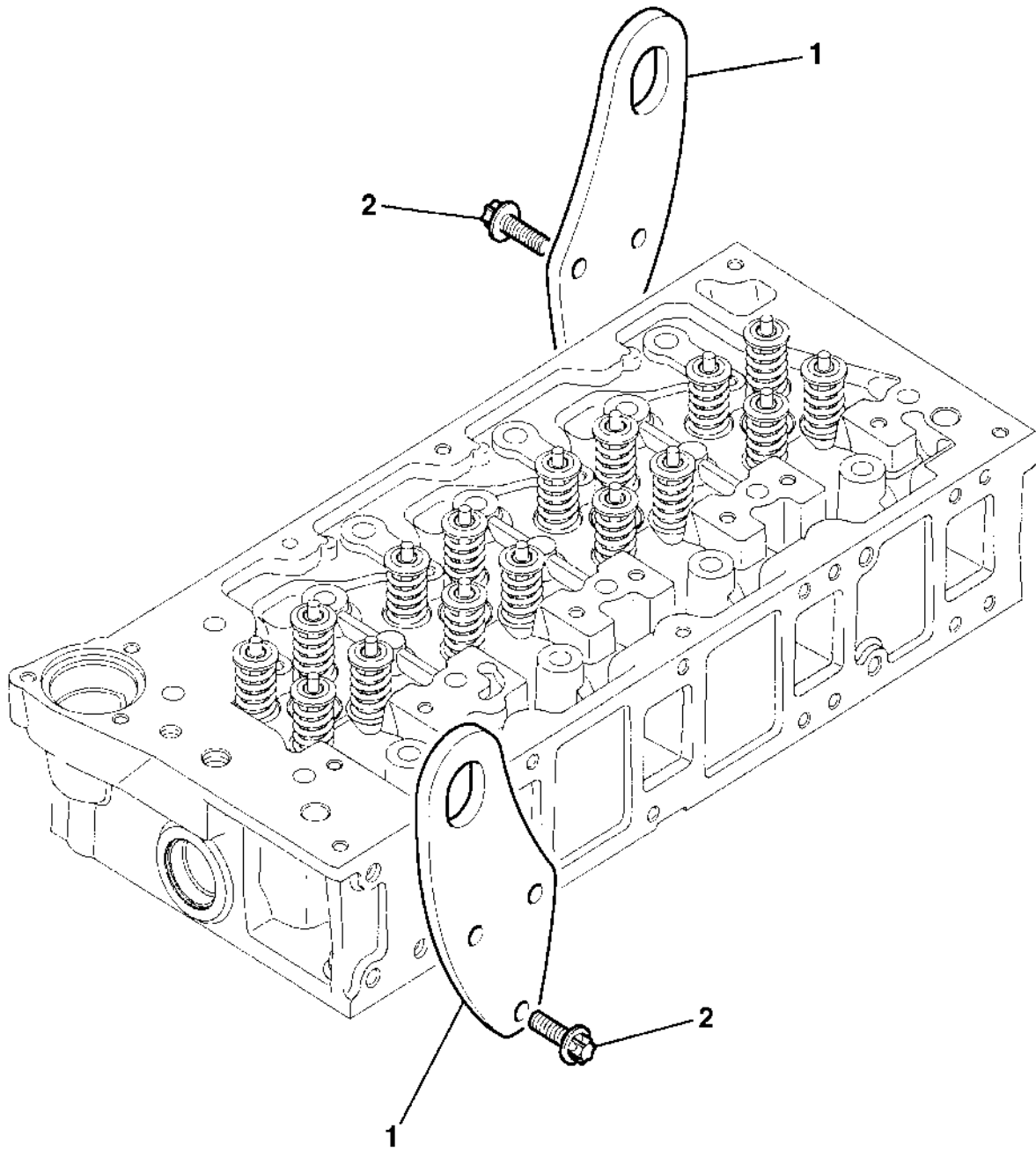
320/50007

320/50011

320/50016

320/50019

320/50025



734261

9802/2910 V29-2-1 OIL COOLER

Illustration

Machines

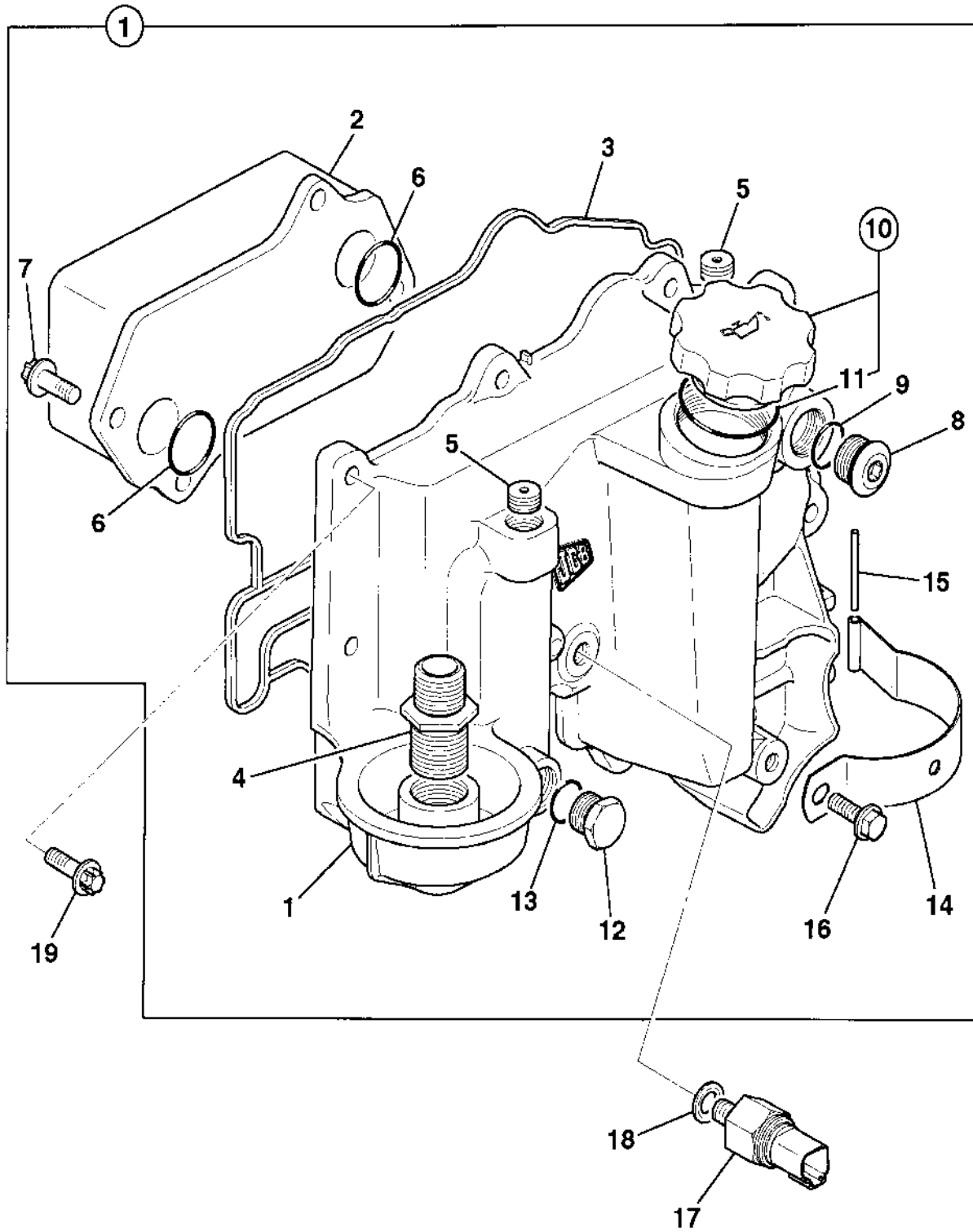
Top of catalogue

Item	Part no.	Change No.	Description	Remarks	Usage code	Qty
1	320/04180		Cooler, assembly			1
2	320/04115		:Element, engine oil cooler, 6 plate			1
3	320/04113		:Gasket, oil cooler cover			1
4	320/04154		:Insert, threaded, M22 x 1"-12unf			1
5	320/04042		:Plug, beta			2
6	320/04040		:O Ring			2
7	1317/3305Z		:Bolt, flange head, M8 x 20 lg			4
8	320/04078		:Plug, ZL M22 x 1.5			1
9	320/04179		::O Ring			1
10	320/04090		:Cap, oil filler, assembly			1
11	320/04092		::O Ring, oil filler cap			1
12	320/04178		:Plug, drain M22-1.5			1
13	320/04179		::O Ring			1
14	320/04114		:Retainer, fuel filter			1
15	2102/0407		:Pin, tension			1
16	1317/3305Z		:Bolt, flange head, M8 x 20 lg			1
17	320/04046		Switch, engine oil pressure			1
18	320/04057		Seal, bonded			1
19	1319/0307Z		Screw, star drive, M8 x 25			11

Machine groups

Details

Machine group	From serial no.	To serial no.
320/40000		U0311006
320/40002		
320/40003		
320/40004		U0311006
320/40005		U0311006
320/40030		
320/40031		U0311006
320/40057		U0311006



734513

9802/2910 V30-3-1 OIL LEVEL DIPSTICK, & TUBE, LONG

Illustration

Machines

Top of catalogue

Item	Part no.	Change No.	Description	Remarks	Usage code	Qty
1	320/04197		Dipstick, engine oil level, long			1
1A	320/04125		:Dipstick, assembly, long			1
2	320/04129		:O Ring			1
3	320/04198		:Tube, engine oil dipstick, long			1
4	320/04127		:O Ring			1
5	320/04199		:Clamp, DIA.9,5x30			1
6	1319/0303Z		Screw, star drive, M8 x 16			1
7	1317/3305Z		Bolt, flange head, M8 x 20 lg			1

Machine groups

Details

Machine group

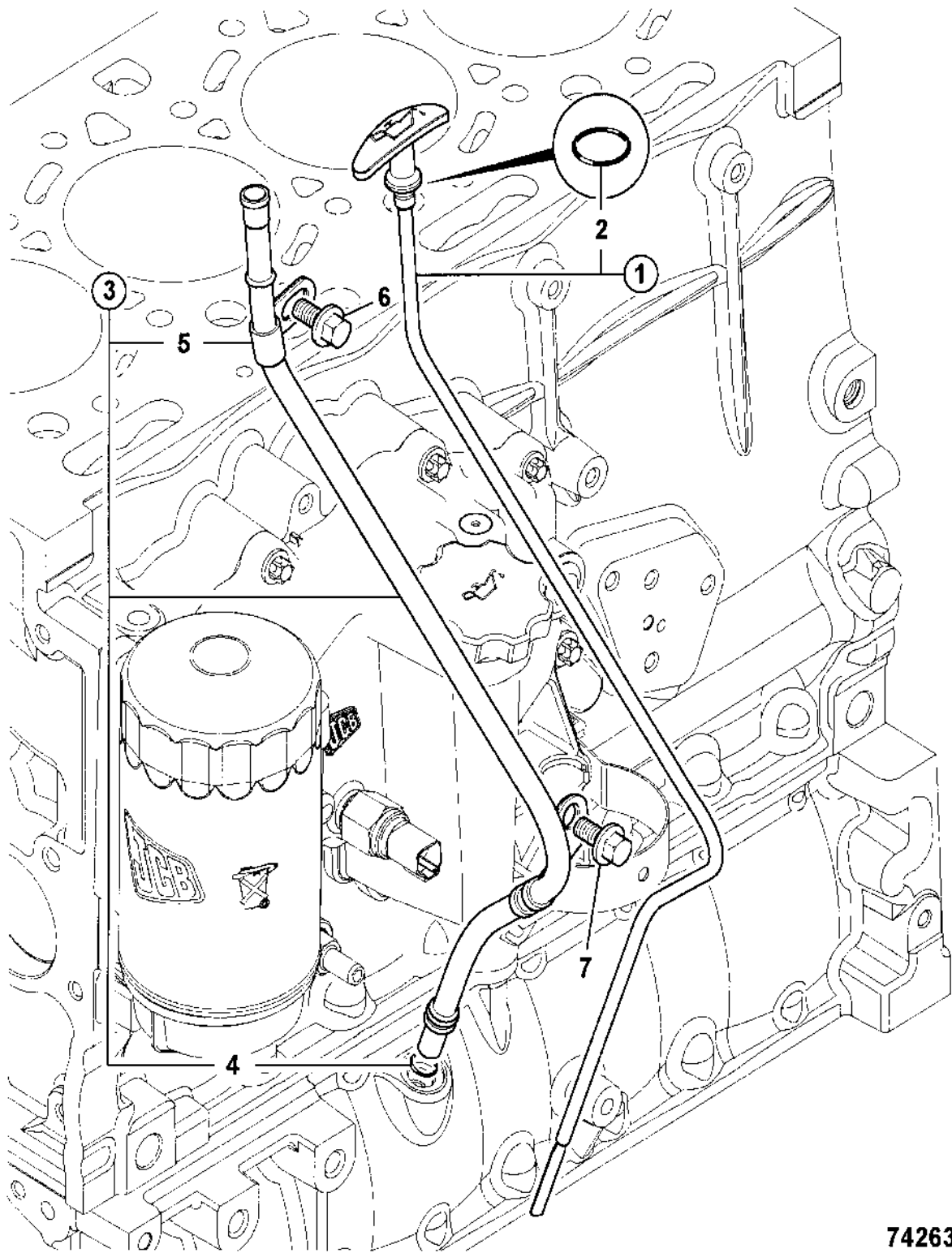
From serial no.

To serial no.

320/50001

320/50025

320/99900A



742631

9802/2910 V31-1-1 OIL SUMP

Illustration

Machines

Top of catalogue

Item	Part no.	Change No.	Description	Remarks	Usage code	Qty
1	320/04170		Sump, oil, assembly			1
2	320/04013		:Plug, oil drain			2
3	320/04050		:O Ring			2
4	320/09219		Kit-oil pan	HEALTH and SAFETY WARNING		1
5	1319/0303Z		Screw, star drive, M8 x 16			20
6	320/04162		Seal, oil-pick-up			1

Machine groups

Details

Machine group

From serial no.

To serial no.

320/40000

320/40002

320/40003

320/40004

320/40005

320/40030

320/40031

320/40057

320/40071

320/40072

320/40073

320/40075

320/40077

320/40078

320/40079

320/40080

320/40082

320/40087

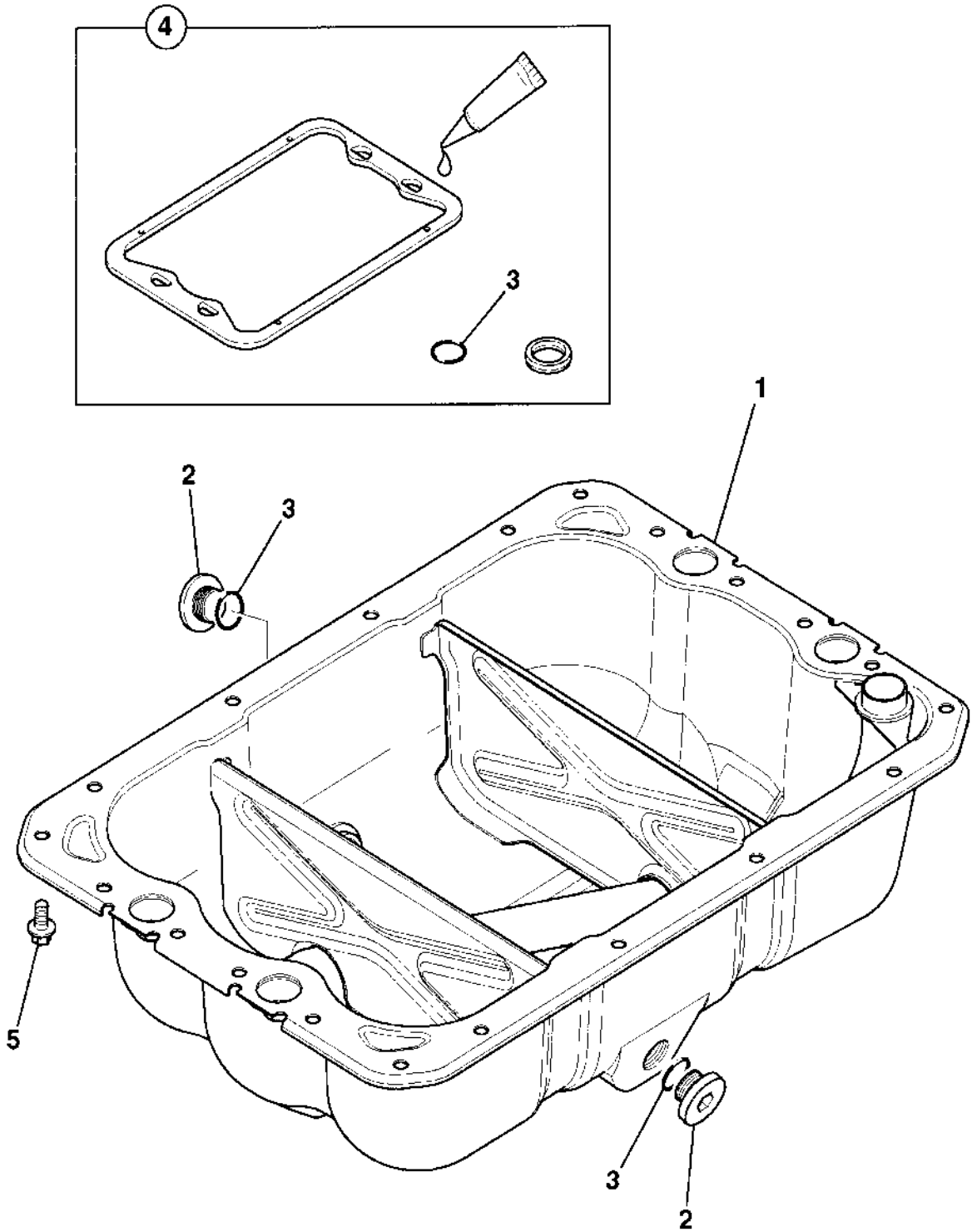
320/40094

320/50001

320/50003

320/50005

320/50011
320/50016
320/50019
320/50025



734481

9802/2910 V32-1-1 OIL PUMP

Illustration

Machines

Top of catalogue

Item	Part no.	Change No.	Description	Remarks	Usage code	Qty
1	320/04131		Pump, engine oil			1
2	1319/0312Z		Screw, star drive, M8 x 50			4

Machine groups

Details

Machine group

From serial no.

To serial no.

320/40000

320/40002

320/40003

320/40004

320/40005

320/40030

320/40031

320/40057

320/40071

320/40072

320/40073

320/40075

320/40077

320/40078

320/40079

320/40080

320/40082

320/40087

320/40094

320/50001

320/50003

320/50005

320/50006

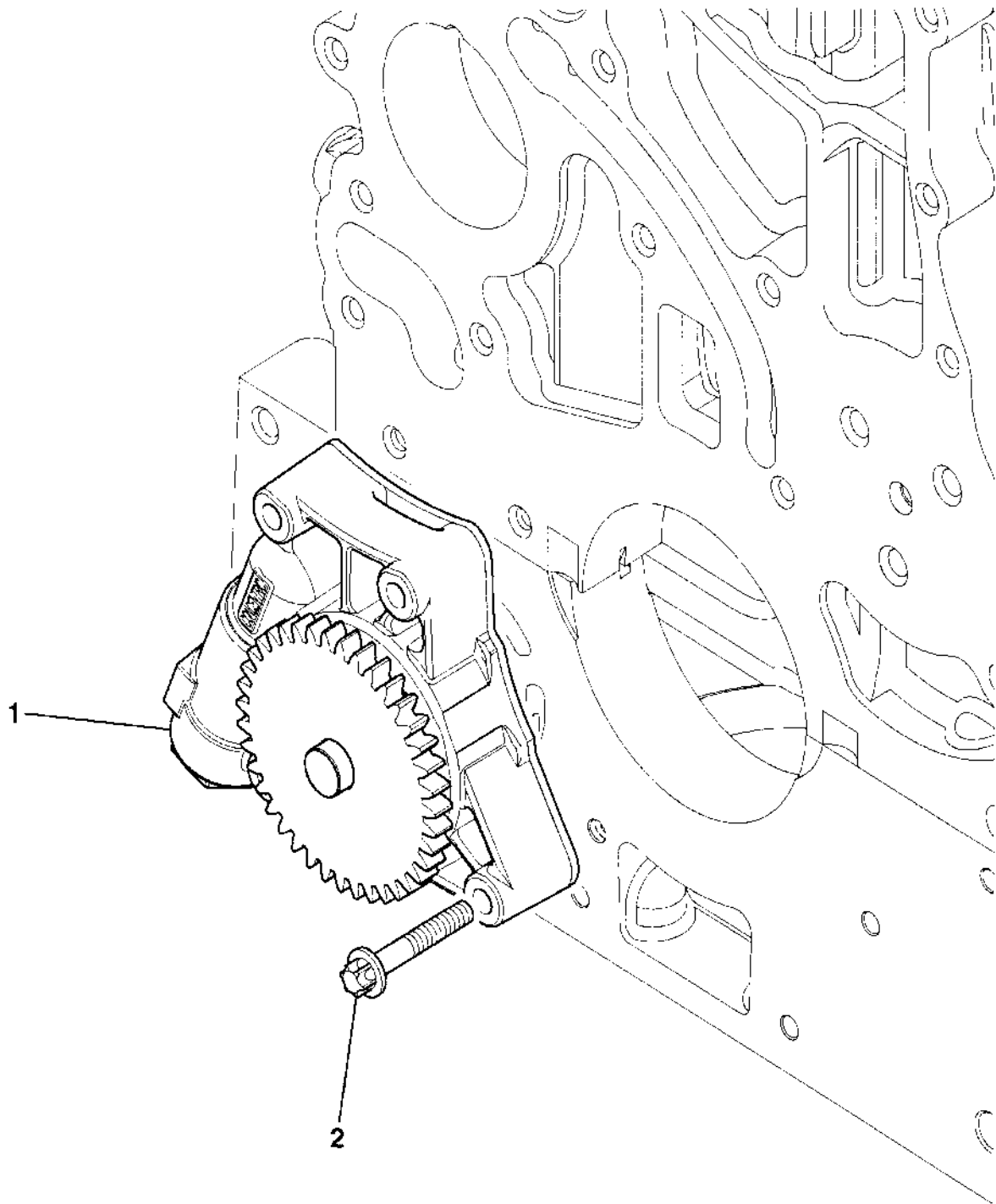
320/50007

320/50011

320/50016

320/50019

320/50025



735090

9802/2910 V33-1-1 FLYWHEEL ASSEMBLY, W300 T/C

Illustration

Machines

Top of catalogue

Item	Part no.	Change No.	Description	Remarks	Usage code	Qty
1	320/03136		Flywheel, assembly, W300-T/convertor			1
2	320/03102		:Gear, flywheel ring, T=122			1
3	320/03042		Bolt, M14 x 108mm			8

Machine groups

Details

Machine group

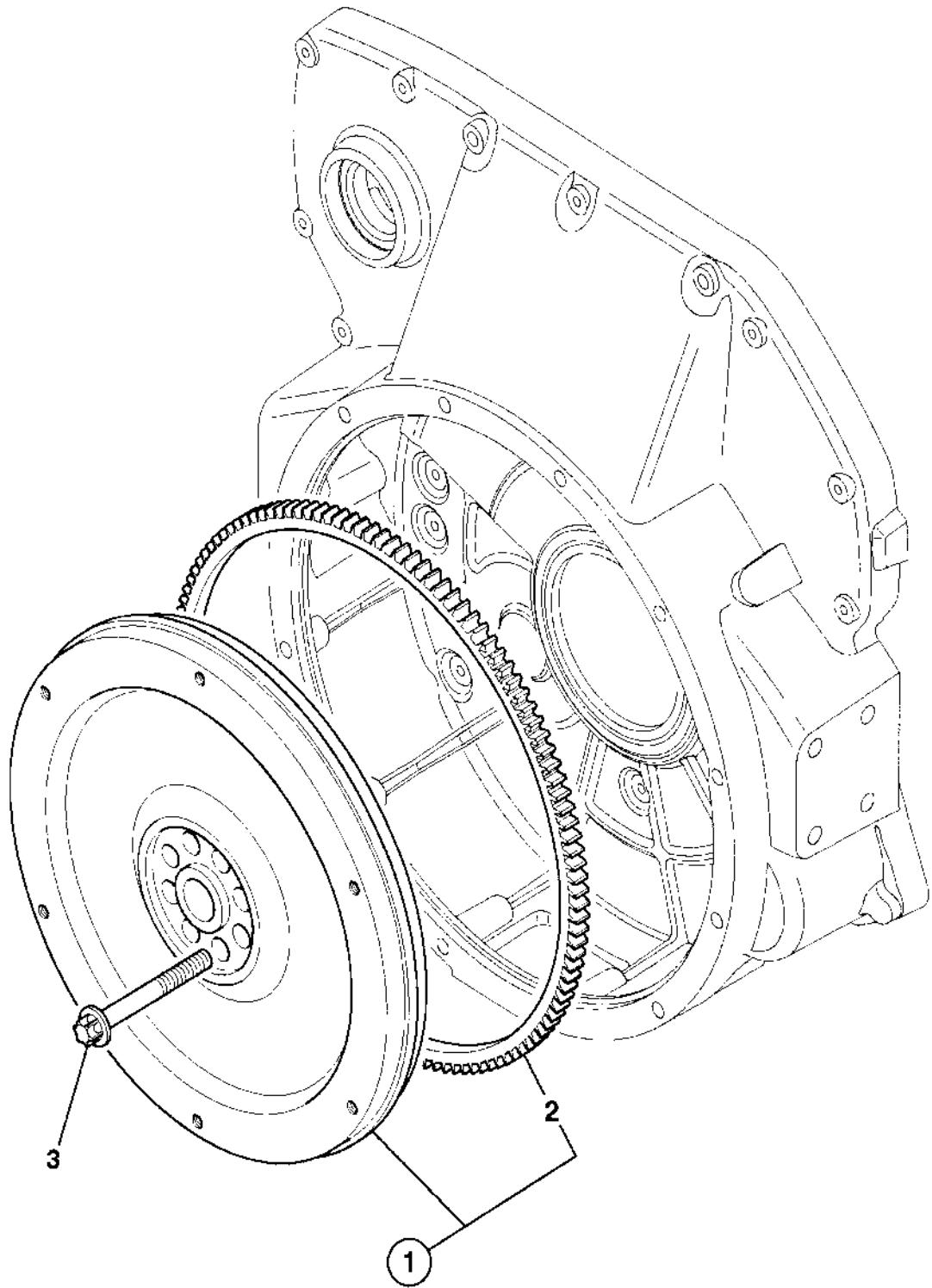
From serial no.

To serial no.

320/40004

320/40031

320/50025



734540

9802/2910 V34-3-1 FLYWHEEL HOUSING, FH1

Illustration

Machines

Top of catalogue

Item	Part no.	Change No.	Description	Remarks	Usage code	Qty
1	320/05152		Housing, flywheel, FH1			1
2	320/01527		Dowel, M10 x 25			1
3	320/01528		Dowel, M12 x 25			1
4	1319/3416Z		Bolt, star drive, M10 x 70			4
5	1319/3420Z		Bolt, star drive, M10 x 100			2
6	1319/0307Z		Screw, star drive, M8 x 25			4
7	1319/0312Z		Screw, star drive, M8 x 50			8
8	1319/3315Z		Bolt, six lobed M8x65			1
9	320/00831		Sealant, 518	HEALTH and SAFETY WARNING		A/R
10	320/03029		Seal, rear oil			1
11	320/05021		Cover, flywheel access			1
12	1319/0303Z		Screw, star drive, M8 x 16			2
13	320/05183		Cover, f.i.p gear			1
14	320/05140		O Ring			1

Machine groups

Details

Machine group

From serial no.

To serial no.

320/40000

320/40002

320/40003

320/40004

320/40030

320/40031

320/40057

320/40071

320/40072

320/40073

320/40075

320/40079

320/40080

320/40082

320/40087

320/40094

320/50001

320/50003

320/50005

320/50006

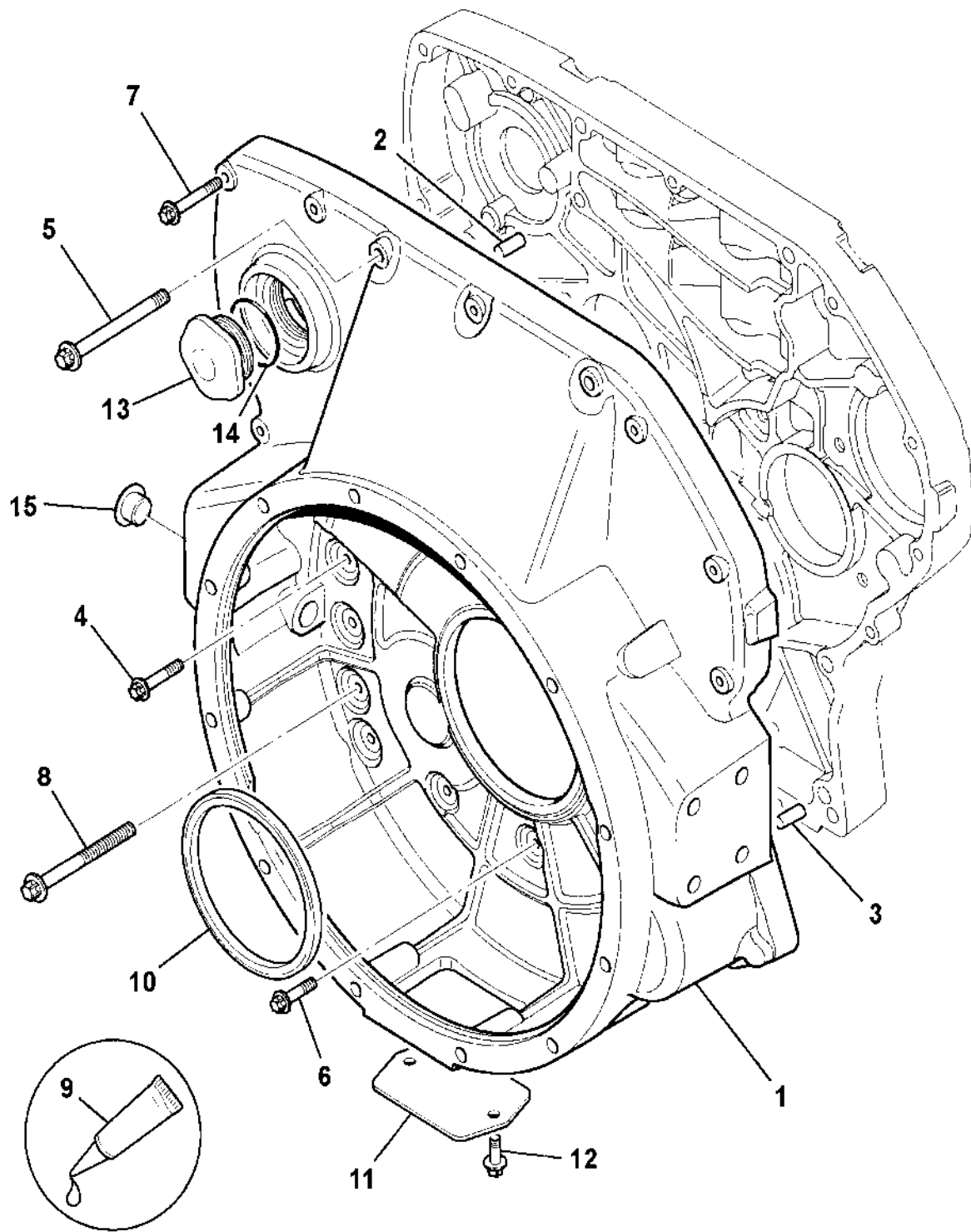
320/50007

320/50011

320/50016

320/50019

320/50025



734242

9802/2910 V35-1-1 CAMSHAFT, & IDLER GEAR

Illustration

Machines

Top of catalogue

Item	Part no.	Change No.	Description	Remarks	Usage code	Qty
1	320/03629		Camshaft, assembly, NA			1
2	320/05115		Hub, idler gear			1
3	320/05118		:Dowel, ring, 10 x 10			1
4	320/05137		Gear, camshaft idler, assembly			1
5	320/05117		Bolt, pan head, M10 x 60mm			3
6	.		'See Remark'	See Fuel Pump		1
7	.		'See Remark'	Refer to Machine Parts Book		1
8	.		'See Remark'	Refer to Machine Parts Book		1
9	.		'See Remark'	See Oil Pump		1
10	.		'See Remark'	See Crankshaft Assembly		1

Machine groups

Details

Machine group

From serial no.

To serial no.

320/40000

320/40002

320/40003

320/40004

320/40005

320/40030

320/40031

320/40057

320/40071

320/40072

320/40073

320/40075

320/40077

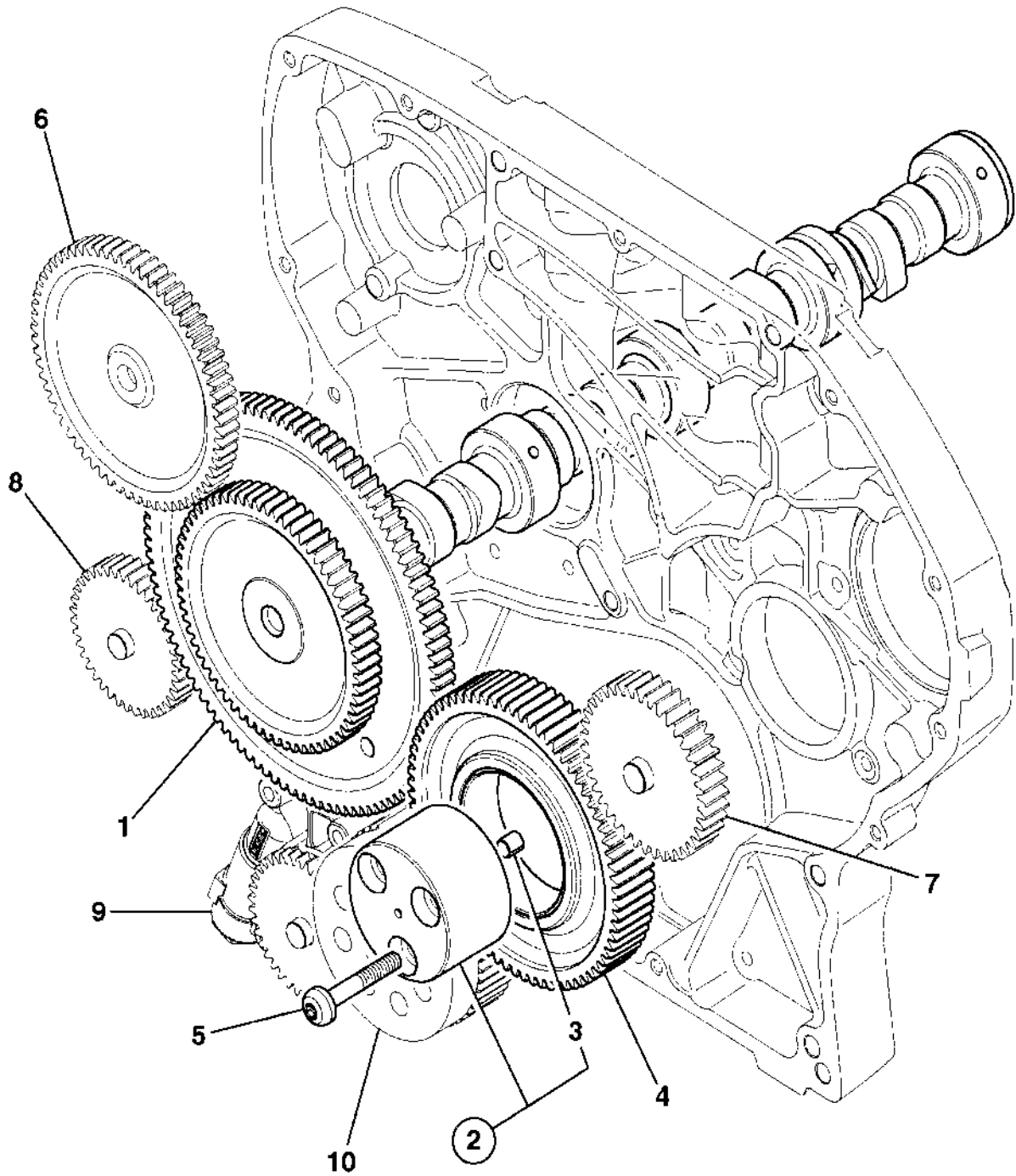
320/40078

320/40079

320/40080

320/40082

- 320/50001
- 320/50003
- 320/50005
- 320/50006
- 320/50007
- 320/50011
- 320/50016
- 320/50019
- 320/50025



9802/2910 V36-6-1 TIMING CASE & COVERS, PTO IDLER

Illustration

Machines

Top of catalogue

Item	Part no.	Change No.	Description	Remarks	Usage code	Qty
1	320/05179		Casing, timing gear			1
2	320/00825		Sealant, LOCTITE 5182			A/R
3	320/05125		Setscrew, M8 x 20			19
4	320/08006		Plate, blanking, ldpto access			1
5	320/08009		O Ring			1
6	1319/0407Z		Screw, star drive, M10 x 25			2
7	320/08008		Plate, blanking, hdpto access			1
8	320/08007		O Ring			1
9	1319/0509Z		Screw, star drive, M12 x 35			2

Machine groups

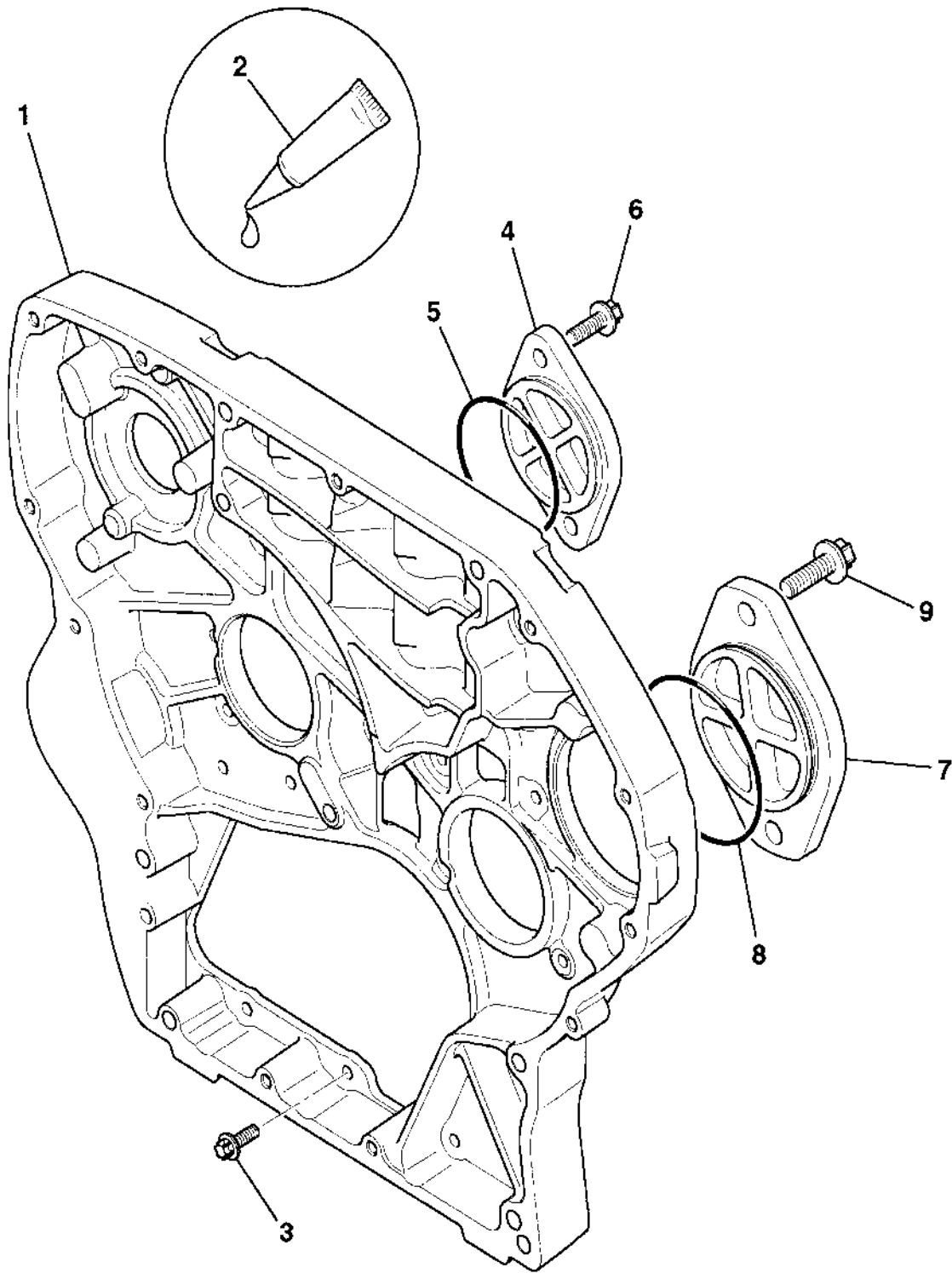
Details

Machine group	From serial no.	To serial no.
320/40000		
320/40002		
320/40003		
320/40030		
320/40031		
320/40057		
320/40071		
320/40072		
320/40073		
320/40075		
320/40077		
320/40078		
320/40079		
320/40080		
320/40082		
320/40087		
320/50001		
320/50003		
320/50005		
320/50006		

320/50016

320/50019

320/50025



734731

9802/2910 V37-1-1 PISTON & CON-ROD, ASSEMBLIES

Illustration

Machines

Top of catalogue

Item	Part no.	Change No.	Description	Remarks	Usage code	Qty
1	320/09210		Kit-piston, standard, naturally aspirated			4
2	NSP		:None serviced part			1
3	320/03050		:Circlip			2
4	320/09213		:Kit-piston ring, standard			1
5	320/03114		Rod, connecting			4
6	320/03017		:Bush, small end			1
7	320/03040		:Bolt, con-rod, M8 x 57			2
8	320/09205		Kit-big-end bearing, standard			1

Machine groups

Details

Machine group

From serial no.

To serial no.

320/40000

320/40002

320/40003

320/40004

320/40005

320/40030

320/40031

320/40057

320/40071

320/40072

320/40073

320/40075

320/40077

320/40078

320/40079

320/40080

320/40082

320/40087

320/40094

320/50001

320/50003

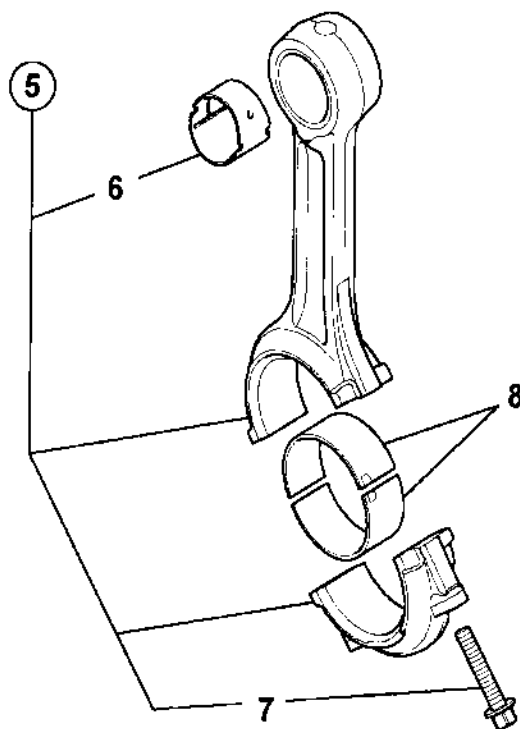
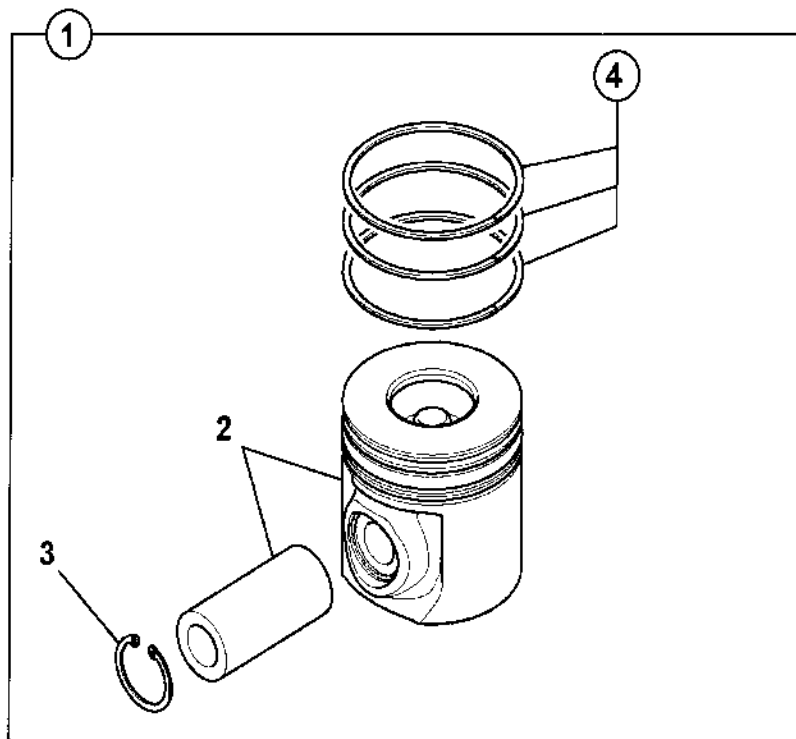
320/50005

320/50011

320/50016

320/50019

320/50025



734531

9802/2910 V38-1-1 CRANKSHAFT ASSEMBLY

Illustration

Machines

Top of catalogue

Item	Part no.	Change No.	Description	Remarks	Usage code	Qty
1	320/09201		Kit-crankshaft, assembly			1
2	320/09202		:Kit-main bearing, standard			1
3	320/09208		:Kit-thrust washer, standard			1
	320/09209		Kit-thrust washer, oversize - 0.20mm			A/R
4	320/04080		:Plug, ZL M12 x 1.5			1
5	320/03132		:Gear, crankshaft, assembly	320/03132		1
6	2105/1405		::Dowel, pin			2
7	320/03133		:Hub, flywheel			1
8	1319/0411Z		:Screw, star drive, M10 x 45			1
9	320/03119		Seal, front oil			1

Machine groups

Details

Machine group	From serial no.	To serial no.
320/40000		U0369406
320/40002		U0369406
320/40003		U0369406
320/40004		U0369406
320/40005		U0369406
320/40030		U0369406
320/40031		U0369406
320/40057		U0369406
320/40071		U0369406
320/40072		U0369406
320/40073		U0369406
320/40075		U0369406
320/40077		U0369406
320/40078		U0369406
320/40079		U0369406
320/40080		U0369406
320/40082		U0369406
320/40087		U0369406
320/40094		U0369406

320/50005

U0369406

320/50006

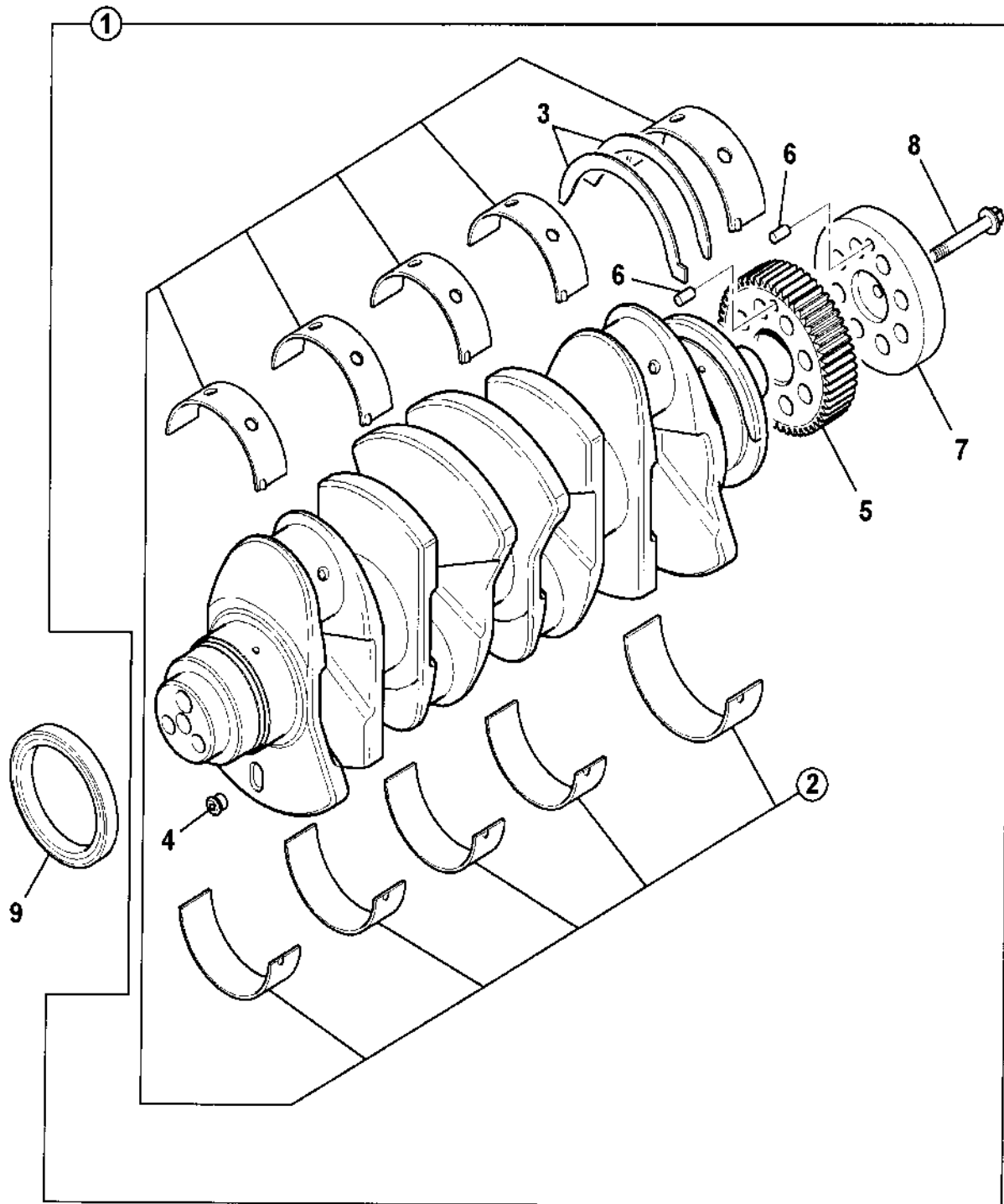
U0369406

320/50011

U0369406

320/50025

U0369406



734220

9802/2910 V38-2-1 CRANKSHAFT ASSEMBLY

Illustration

Machines

Top of catalogue

Item	Part no.	Change No.	Description	Remarks	Usage code	Qty
1	320/09244		Kit-crankshaft			1
2	320/09202		:Kit-main bearing, standard			1
	320/09203		Kit-main bearing, undersize - 0.25mm			A/R
	320/09204		Kit-main bearing, undersize - 0.50mm			A/R
3	320/09208		:Kit-thrust washer, standard			1
	320/09209		Kit-thrust washer, oversize - 0.20mm			A/R
4	320/04080		:Plug, ZL M12 x 1.5			1
5	320/03132		:Gear, crankshaft, assembly			1
6	2105/1405		::Dowel, pin			2
7	320/03133		:Hub, flywheel			1
8	1319/0411Z		:Screw, star drive, M10 x 45			1
9	320/03119		Seal, front oil			1

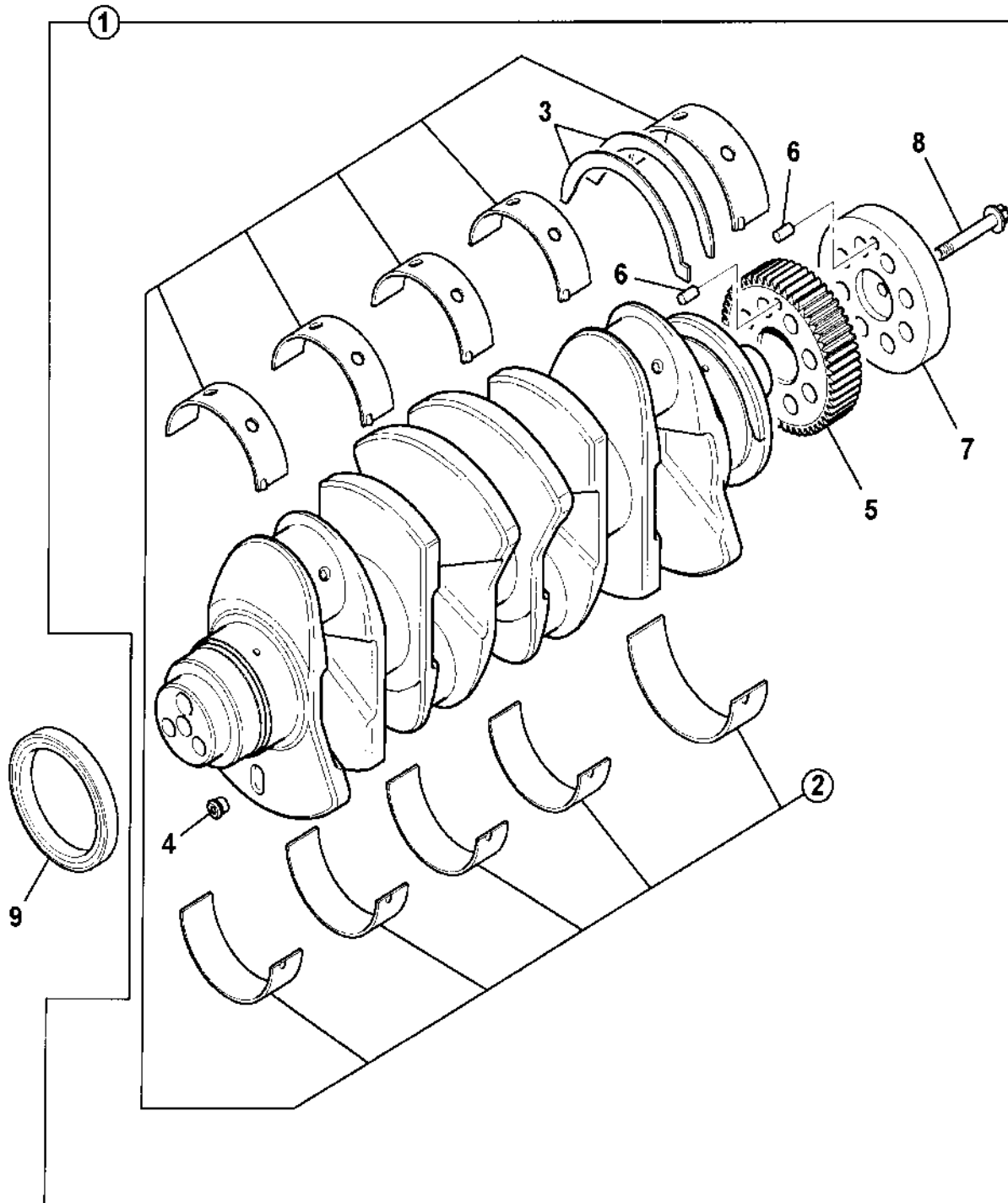
Machine groups

Details

Machine group	From serial no.	To serial no.
320/40000	U0369506	
320/40002	U0369506	
320/40003	U0369506	
320/40004	U0369506	
320/40005	U0369506	
320/40030	U0369506	
320/40031	U0369506	
320/40057	U0369506	
320/40071	U0369506	
320/40072	U0369506	
320/40073	U0369506	
320/40075	U0369506	
320/40077	U0369506	
320/40078	U0369506	
320/40079	U0369506	
320/40080	U0369506	

320:40094
320:50001
320:50003
320:50005
320:50006
320:50011
320:50025

U0369506
U0369506
U0369506
U0369506
U0369506
U0369506
U0369506



9802/2910 V39-4-1 CYLINDER BLOCK, ASSEMBLY

Illustration

Machines

Top of catalogue

Item	Part no.	Change No.	Description	Remarks	Usage code	Qty
1	320/01782		Block, cylinder and bedplate, assembly			1
2	320/01519		:Bush, camshaft			1
3	320/04082		:Plug, zero leak, M18 x 1.5			1
4	320/00802		:Plug, core, d=36mm			2
5	320/00801		:Plug, core, d=25mm			1
6	320/00834		:Seal, 243, threadlocker	HEALTH and SAFETY WARNING		A/R
7	320/01717		:Dowel, 16 x 30			2
8	320/02006		:Bolt, main bearing, M14 x 164mm			10
9	320/04080		:Plug, ZL M12 x 1.5			2
10	320/00804		Plug, core, d=62mm			1
11	320/00834		Seal, 243, threadlocker	See Note 1		A/R
12	320/01722		Jet, piston cooling			4
13	320/01526		Dowel, flatted, M10 x 25			1
14	320/01528		Dowel, M12 x 25			1
15	320/02525		Dowel, ring			2
16	320/00805		Plug, core, d=16mm			1
17	320/00831		Sealant, 518	See Note 1		1
18	320/01772		O Ring			1
19	1319/3318Z		Bolt, star drive, M8 x 80			16
20	320/04080		Plug, ZL M12 x 1.5			1
21	320/06018		Plate, blanking, tc oil drain			1
22	320/04208		Gasket, blk to o/drain pipe			1
23	1319/0305Z		Screw, star drive, M8 x 20			2
24	320/05136		Plug, idler gear blanking, M8 x 18			1
25	320/04554		Switch, cold start advance			1
26	320/04521		Seal, bonded			1

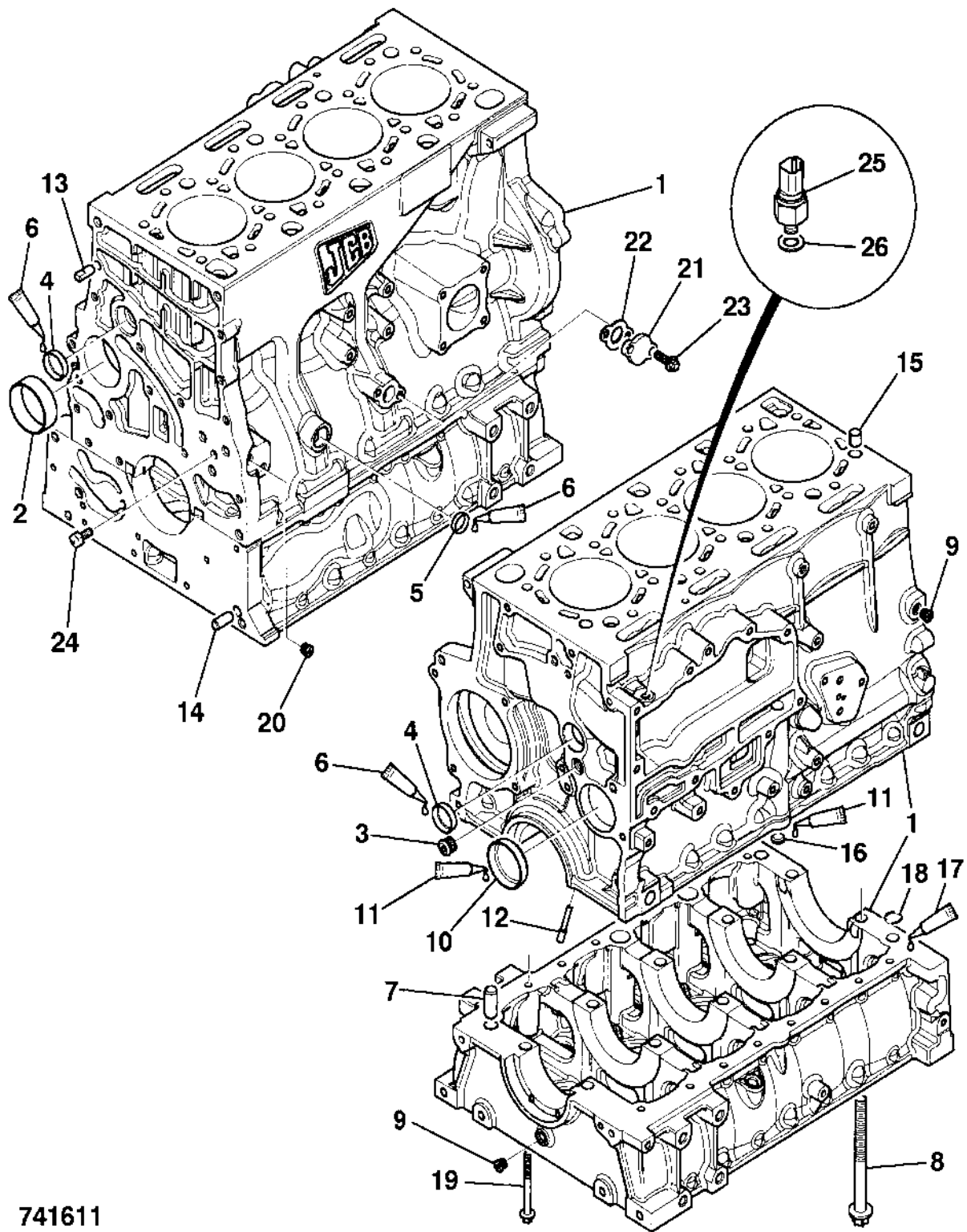
Machine groups

Details

Machine group

From serial no.

To serial no.



741611

9802/2910 V40-8-2 FILTER ELEMENT, FUEL SEDIMENT, COLD CLIMATE

Illustration

Machines

Top of catalogue

Item	Part no.	Change No.	Description	Remarks	Usage code	Qty
1	32/925705		Element, fuel sediment/water, 150 microns			1
2	32/925733		Seal, o'ring			1

Machine groups

Details

Machine group

From serial no.

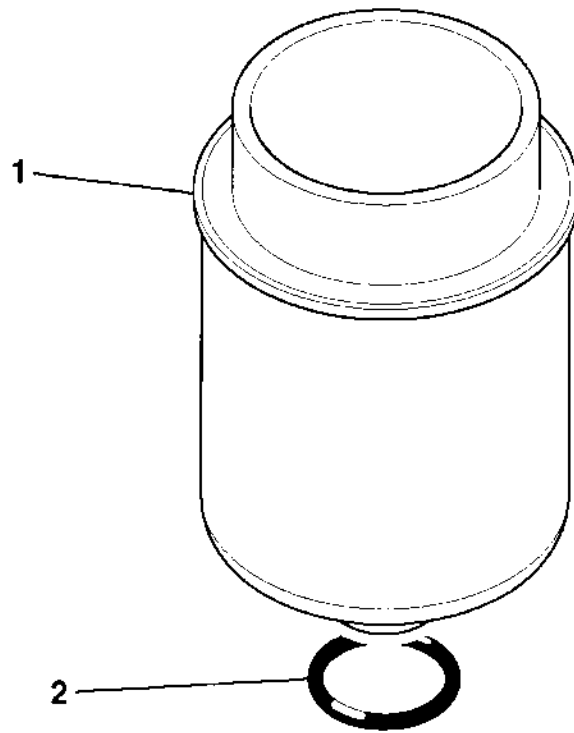
To serial no.

320/50007

320/50011

320/50019

320/50025



781081

9802/2910 V40-8-1 FILTER, FUEL SEDIMENT

Illustration

Machines

Top of catalogue

Item	Part no.	Change No.	Description	Remarks	Usage code	Qty
1	320/07140		Filter, fuel sediment			1
2	N.S.P		:None serviced part			1
3	32/925694		:Element, fuel sediment/water, assembly 30 microns			1
4	32/925708		:Bowl, assembly			1
5	32/925733		:Seal, o'ring			1
6	32/925817		:Kit-drain valve, with seal			1

Machine groups

Details

Machine group

From serial no.

To serial no.

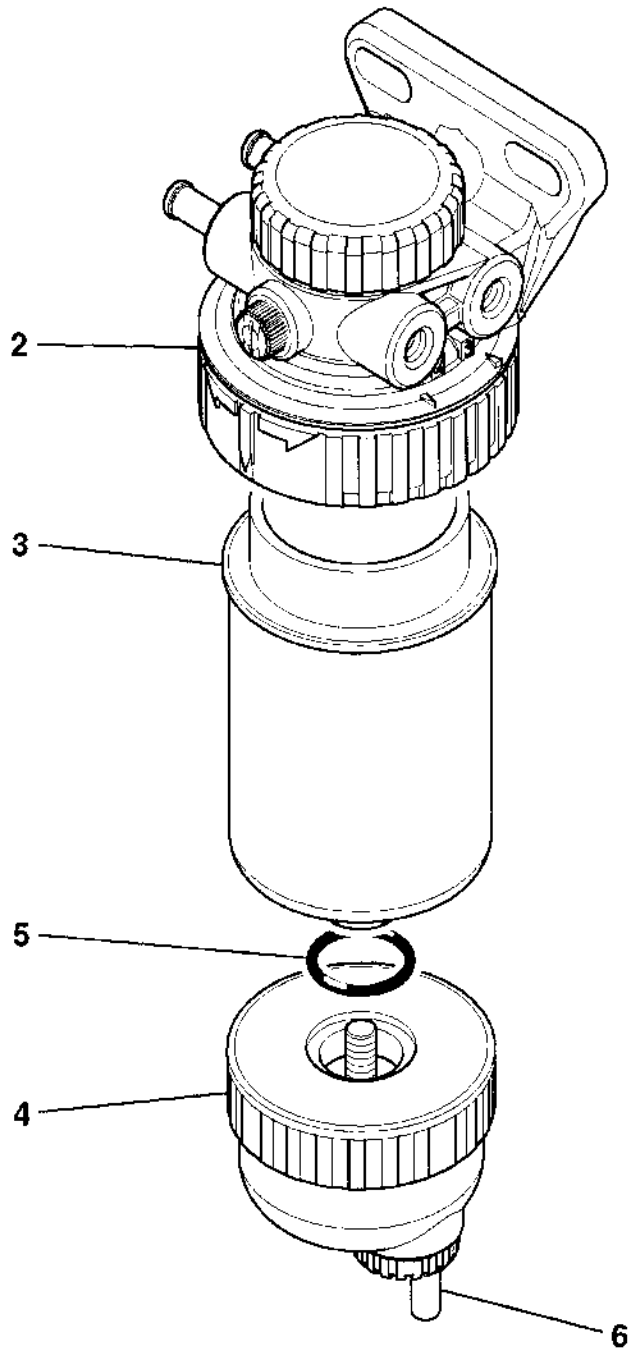
320/50007

320/50011

320/50019

320/50025

1



779142